

A	B	C	D	E	F	G
H	I	J	K	L	M	N
O	P	Q	R	S	T	U
V	W	X	Y	Z		
a	b	c	d	e	f	g
h	i	j	k	l	m	n
o	p	q	r	s	t	u
v	w	x	y	z		

Letter Tiles (4 sizes)

For Games, Sequencing, Making Words, & Assessing

What can you do with the letter tiles?

There are 4 sizes of letter tiles.

An extra large set with 1 template on a page, a large set with 2 on a page, a smaller set with 5 on a page, as well as one with 8 sets on a page.

I've also included extra sets of vowel letter tiles in each size for making words with.

Some ideas:

- Print, laminate and trim and use for an independent center.
- Children can sequence the alphabet, match the lowercase letter to the uppercase letter, or make words.

- Keep each set in its own envelope.

After children are done using them, have them count the tiles as they put them in their envelope, to make sure they have 26.

Keep a few extra sets on hand should letters still go missing.

- You can also run these off for cut and glue activities or Daily 5 word work.

• Set a timer for 5 minutes. Challenge students to make up as many words as they can before it rings. What was the longest word anyone made?

- Put a Velcro or magnet dot on the back of the large letter tiles and use on a flannel board, white board, or cookie sheet.


- Play "What's Missing?" Gather students in a circle. They are sitting around X number of upper or lowercase letter tiles. Have students close their eyes and then remove one. Tell students to open their eyes and call out which letter tile is missing. So that there's no cheating, I hold a piece of card stock over the tiles, which hides what my hand is doing. I add another card and we review the letters, then I cover them and remove one. I build up to 8 cards.
- You can also play another game with 5 cards. As you review them, flip them over. Then flip one up and have children try and remember what is under the other cards.
- Print and laminate and put on a split ring and use as flashcards for your students.
- Print and laminate and sprinkle them on the floor. Have students collect the cards before the timer rings. After the timer rings, have students gather on the carpet and sequence the cards. You can put upper and lowercase letters together, or sequence 2 separate lines. To reinforce recognition, call on children to share a letter that they found.
- Play Memory Match Concentration.
- Pass out both an uppercase and lowercase set and play "I Have; Who Has?" i.e. "I have the uppercase letter A. Who has the matching lowercase letter?"
- Put a set in a bag, basket or box and have students pull out a card and read the letter. If they can't, they are out of the game.

- You can also have them start saying the ABC's from that letter.
- They can pick a card and tell if it is a consonant or vowel.
- They can pick a card and give a word that starts with that letter.
- They can pick a card and give a student's name that starts with that letter. If there are none, they say zero.
- They can pick a card and give the sound(s) the letter makes.
- Run off copies of the tiles. Students cut out the squares, put them in order, and staple on a construction paper cover, to make an Itty Bitty flip booklet, that they can share with their families to reinforce lessons learned at school.
- Collating their books is a great way to sequence the letters.
- Have students choose a partner and play "Speed" against them.
- Each student mixes up their cards. Together they say, *"Ready-Set-Go!"*
- Each student puts their cards in ABC order. The 1st one to do so is the winner.
- Another version of "Speed" is the following: Each child has a set of cards that is in the same order as their partner's. They place them face down. They say 1-2 flip and then flip a letter tile over. The first one to read the card takes both tiles. The student with the most tiles wins.
- Students mix up their pack of cards, and reinforce vowels and consonants.
- Students take turns flipping over cards. The first one to say whether it is a vowel or consonant gets that letter tile.

- You could also play that they have to give a word that begins with that letter. i.e. A student flips over the B tile, one of the children exclaims: "Boy!" they would get that letter tile.
- Display the tiles on the wall in ABC order. Each day take a "mystery" letter away. Choose a different child each day to guess which letter is missing.
- As students become familiar with the letters, jumble them up instead of keeping them in ABC order.
- Place a card behind a seasonal shape on your white board and choose a child to guess what letter tile the mouse has stolen today.
- Sort vowels and consonants.
- Sort upper and lowercase letters.
- Use them in **Daily 5** for "Word Work" & have students make CVC words, word wall words, spelling words, spell their name etc.
- Pass them out and have students "feed" them to a container of some sort. "Munch and crunch a letter for lunch."
- Label a set of clothespins with upper and lowercase letter. (You can buy them at The Dollar Store) For great fine motor fun, have students clip the matching letter clothespin to the corresponding alphabet tile.
- Students can clip uppercase letter clothespins to uppercase letter alphabet tiles, or have them clip the lowercase clothespins to the uppercase letter tiles, and the uppercase clothespins to the lowercase letter tiles.
- Make a double set of cards. Cut one set in half vertically, and another set in half horizontally. Students put the mini puzzles together and decide if that letter is symmetrical.

- Use the above cards and have students draw in the missing half.

TeachWithMe.com



A	B	C	D	E	F	G
H	I	J	K	L	M	N
O	P	Q	R	S	T	U
V	W	X	Y	Z		

A	B	C	D	E	F	G
H	I	J	K	L	M	N
O	P	Q	R	S	T	U
V	W	X	Y	Z		

A	B	C	D	E	F	G
H	I	J	K	L	M	N
O	P	Q	R	S	T	U
V	W	X	Y	Z		

A	B	C	D	E	F	G
H	I	J	K	L	M	N
O	P	Q	R	S	T	U
V	W	X	Y	Z		

A	B	C	D	E	F	G
H	I	J	K	L	M	N
O	P	Q	R	S	T	U
V	W	X	Y	Z		

A	B	C	D	E	F	G
H	I	J	K	L	M	N
O	P	Q	R	S	T	U
V	W	X	Y	Z		

Uppercase Letter Tiles
cTeachWithMe.com

G	N	U	
F	M	T	
E	L	S	Z
D	K	R	Y

C	J	Q	X
B	I	P	W
A	H	O	V

G	N	U	
F	M	T	
E	L	S	Z
D	K	R	Y
C	J	Q	X
B	I	P	W
A	H	O	V

A	B	C	D	E	F	G
H	I	J	K	L	M	N
O	P	Q	R	S	T	U
V	W	X	Y	Z		

A	B	C	D	E	F	G
H	I	J	K	L	M	N
O	P	Q	R	S	T	U
V	W	X	Y	Z		

A	B	C	D	E	F	G
H	I	J	K	L	M	N
O	P	Q	R	S	T	U
V	W	X	Y	Z		

A	B	C	D	E	F	G
H	I	J	K	L	M	N
O	P	Q	R	S	T	U
V	W	X	Y	Z		

A	B	C	D	E	F	G
H	I	J	K	L	M	N
O	P	Q	R	S	T	U
V	W	X	Y	Z		

A	B	C	D	E	F	G
H	I	J	K	L	M	N
O	P	Q	R	S	T	U
V	W	X	Y	Z		

A	B	C	D	E	F	G
H	I	J	K	L	M	N
O	P	Q	R	S	T	U
V	W	X	Y	Z		

A	B	C	D	E	F	G
H	I	J	K	L	M	N
O	P	Q	R	S	T	U
V	W	X	Y	Z		

a	b	c	d	e	f	g
h	i	j	k	l	m	n
o	p	q	r	s	t	u
v	w	x	y	z		

a	e	i	o	u	a	e
a	e	i	o	u	a	e
a	e	i	o	u	a	e
a	e	i	o	u	a	e

Extra vowel large letter tiles

a	b	c	d	e	f	g
h	i	j	k	l	m	n
o	p	q	r	s	t	u
v	w	x	y	z		
a	b	c	d	e	f	g
h	i	j	k	l	m	n
o	p	q	r	s	t	u
v	w	x	y	z		

a	e	i	o	u	a	e
a	e	i	o	u	a	e
a	e	i	o	u	a	e
a	e	i	o	u	a	e

a	e	i	o	u	a	e
a	e	i	o	u	a	e
a	e	i	o	u	a	e
a	e	i	o	u	a	e

a	b	c	d	e	f	g
h	i	j	k	l	m	n
o	p	q	r	s	t	u
v	w	x	y	z		
a	b	c	d	e	f	g
h	i	j	k	l	m	n
o	p	q	r	s	t	u
v	w	x	y	z		
a	b	c	d	e	f	g
h	i	j	k	l	m	n
o	p	q	r	s	t	u
v	w	x	y	z		

g	n	u	
f	m	t	
e	l	s	z
d	k	r	y
c	j	q	x
b	i	p	w
a	h	o	v
g	n	u	
f	m	t	
e	l	s	z
d	k	r	y
c	j	q	x
b	i	p	w
a	h	o	v

a	e	i	o	u	a	e
a	e	i	o	u	a	e
a	e	i	o	u	a	e
a	e	i	o	u	a	e
a	e	i	o	u	a	e
a	e	i	o	u	a	e
a	e	i	o	u	a	e
a	e	i	o	u	a	e
a	e	i	o	u	a	e
a	e	i	o	u	a	e
a	e	i	o	u	a	e
a	e	i	o	u	a	e
a	e	i	o	u	a	e
a	e	i	o	u	a	e
a	e	i	o	u	a	e
a	e	i	o	u	a	e

e	e	e	e
o	o	o	o
u	u	u	u
o	o	o	o
i	i	i	i
e	e	e	e
o	o	o	o
e	e	e	e
o	o	o	o
u	u	u	u
o	o	o	o
i	i	i	i
e	e	e	e
o	o	o	o

a	b	c	d	e	f	g
h	i	j	k	l	m	n
o	p	q	r	s	t	u
v	w	x	y	z		

a	b	c	d	e	f	g
h	i	j	k	l	m	n
o	p	q	r	s	t	u
v	w	x	y	z		

a	b	c	d	e	f	g
h	i	j	k	l	m	n
o	p	q	r	s	t	u
v	w	x	y	z		

a	b	c	d	e	f	g
h	i	j	k	l	m	n
o	p	q	r	s	t	u
v	w	x	y	z		

a	b	c	d	e	f	g
h	i	j	k	l	m	n
o	p	q	r	s	t	u
v	w	x	y	z		

a	b	c	d	e	f	g
h	i	j	k	l	m	n
o	p	q	r	s	t	u
v	w	x	y	z		

a	b	c	d	e	f	g
h	i	j	k	l	m	n
o	p	q	r	s	t	u
v	w	x	y	z		

a	b	c	d	e	f	g
h	i	j	k	l	m	n
o	p	q	r	s	t	u
v	w	x	y	z		

a	e	i	o	u	a	e
a	e	i	o	u	a	e
a	e	i	o	u	a	e
a	e	i	o	u	a	e

a	e	i	o	u	a	e
a	e	i	o	u	a	e
a	e	i	o	u	a	e
a	e	i	o	u	a	e

a	e	i	o	u	a	e
a	e	i	o	u	a	e
a	e	i	o	u	a	e
a	e	i	o	u	a	e

a	e	i	o	u	a	e
a	e	i	o	u	a	e
a	e	i	o	u	a	e
a	e	i	o	u	a	e

a	e	i	o	u	a	e
a	e	i	o	u	a	e
a	e	i	o	u	a	e
a	e	i	o	u	a	e


a	e	i	o	u	a	e
a	e	i	o	u	a	e
a	e	i	o	u	a	e
a	e	i	o	u	a	e

a	e	i	o	u	a	e
a	e	i	o	u	a	e
a	e	i	o	u	a	e
a	e	i	o	u	a	e



a	e	i	o	u	a	e
a	e	i	o	u	a	e
a	e	i	o	u	a	e
a	e	i	o	u	a	e

Alphabet Activities

Games, Assessments, Booklets, Worksheets ...



Aa		Bb
Cc		Dd
Ee		Ff
Gg		Hh
Ii		Jj
Kk		Ll
Mm		Nn
Oo		Pp
Qq		Rr
Ss		Tt
Vv		Ww
Xx		Yy
Zz		



A	B	C	D	E	
F	G	H	I	J	
K	L	M	N	O	
P	Q	R	S	T	
U	V	W	X	Y	Z


Diane Henderson




This ABC Booklet Belongs To _____



Z



Z

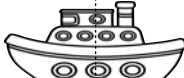
A  a


F  f

K  k

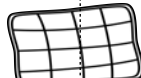
P  p


U  u

B  b

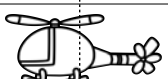
G  g

L  l


Q  q

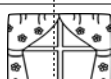
V  v

C  c

H  h

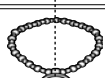
M  m


R  r

W  w


D  d

I  i

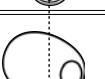
N  n

S  s

X  x

E  e

J  j

O  o

T  t

Y  y

Aa is for alligator.

Bb is for boat.

Cc is for cookie.

Dd is for dog.

Ee is for elephant.

Ff is for fish.

Gg is for guitar.

Hh is for helicopter.

Kk is for king.

Ll is for lock.

Mm is for mushroom.

Nn is for necklace.

Oo is for olive.

Pp is for pumpkin.

Qq is for quilt.

Rr is for rocket.

Uu is for umbrella.

Vv is for vegetables.

Ww is for window.

Xx is for x-ray.

Yy is for yak.

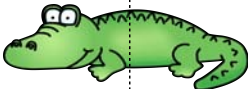
Zz is for zebra.

Black & white student copy.
These can be done
individually as separate
"puzzle flip booklets" or
stapled together for one
big booklet.




This ABC Booklet Belongs To _____




A  a

B  b

C  c


D  d

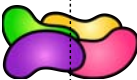
E  e

F  f

G  g

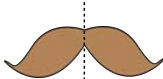
H  h

I  i

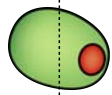
J  j

K  k

L  l

M  m

N  n

O  o

P  p


Q  q

R  r

S  s

T  t

U  u


V  v

W  w

X  x

Y  y

Z  z



Color copies to make samples to share, use for games & independent center activities too.

Trace and then write the letters.

I spy my name.

A B C D E F G H I J K L M N O P Q R S T U V W X Y Z

I spy my favorite letter.

What's Missing? Trace and then write the letters.

A _ E _ E _ G

I _ K _ M _ O

Q _ S _ U

W _ Y _

Bb is for balloons.

Trace the letters. Color the balloons. Draw a string from the uppercase balloon to its matching lowercase letter. Use a different color for each one.

Q S T U V W X Y Z

z s r q t y x u

Worksheets

I'm "dog gone" good at making sentences and that's something to howl about!

Name: _____

ABC Order

ABC Order

Connect The Dots

Trace, write, and color.

Aa is for apple.

A A A A

a a a a

Trace and then write the letters.

I spy my name.

a b c d e f g h i j k l m n o p q r s t u v w x y z

I spy my favorite letter.

What's Missing? Trace and then write the letters.

a _ c _ e _ g _ i

k _ m _ o _ q _

s _ u _ w _ y _

SCHOOL

Aa Bb Cc Dd Ee Ff

Gg Hh Ii Jj Kk Ll Mm

Nn Oo Pp Qq Rr Ss Tt

Uu Vv Ww Xx Yy Zz

alligator	boat	car	dog
elephant	fish	guitar	helicopter
insect	jellybeans	king	lock
mustache	necklace	olive	pumpkin
quilt	rocket	sun	turtle
umbrella	vegetables	window	xylophone

Aroooooo!

Box it up please.

Aa Bb Cc Dd Ee Ff

Gg Hh Ii Jj Kk Ll Mm

Nn Oo Pp Qq Rr Ss Tt

Uu Vv Ww Xx Yy Zz

Box it up please.

Name: _____

Aa Bb Cc Dd Ee Ff Gg Hh Ii Jj Kk Ll Mm Nn Oo Pp Qq Rr Ss Tt Uu Vv Ww Xx Yy Zz

apple	boy	egg	flower
girl	house	ice cream	kite
ladybug	mitten	net	owl
pencil	queen	rainbow	star
tree	volleyball	wagon	yarn

Name: _____
Date: _____

Uppercase Letters:


A B C D E F G H I J K L M
N O P Q R S T U V W X Y Z

Lowercase Letters:

a b c d e f g h i j k l m n
o p q r s t u v w x y z

Letter Sound:

Aa Bb Cc Dd Ee Ff Gg Hh Ii
Jj Kk Ll Mm Nn Oo Pp Qq
Rr Ss Tt Uu Vv Ww Xx Yy Zz



S Q D N Y W G P
B F X J A L O Z E
T H U R V I M C K

Lowercase Letter Assessment

Knows the lowercase letters that are circled. Write the incorrect letter to the right.


Date:	Date:	Date:	Date:
a	u	a	u
b	v	b	v
c	w	c	w
d	x	d	x
e	y	e	y
f	z	f	z
g		g	
h		h	
i		i	
j		j	
k		k	
l		l	
m		m	
n		n	
o		o	
p		p	
q		q	
r		r	
s		s	
t		t	



b d a c f h e g i
k j n l o m p t s
q u r v z w y x


Date: _____

Uppercase	Lowercase
Name	Sound
A	a
B	b
C	c
D	d
E	e
F	f
G	g
H	h
I	i
J	j
K	k
L	l
M	m
N	n
O	o
P	p
Q	q
R	r
S	s
T	t
U	u
V	v
W	w
X	x
Y	y
Z	z
Total	Total





Uppercase Letter Assessment	Name:	Date:
A		
B		
C		
D		
E		
F		
G		
H		
I		
J		
K		
L		
M		
N		
O		
P		
Q		
R		
S		
T		
U		
V		
W		
X		
Y		
Z		

Lowercase Letter Assessment	Name:	Date:
a		
b		
c		
d		
e		
f		
g		
h		
i		
j		
k		
l		
m		
n		
o		
p		
q		
r		
s		
t		
u		
v		
w		
x		
y		
z		



a b c d e f g h i j k l m
D C F A G B L M J H I K E
n o p q r s t u v w x y z
P Y O X R W Z V T N Q S U

Assessing



"Cover Me!" Alpha-Quilt Game

Cover Me Alphabet Quilt

	A	B	C	D	E	
	F	G	H	I	J	
	K	L	M	N	O	
	P	Q	R	S	T	
U	V	W	X	Y	Z	

a	b	c	d	e	f	g
h	i	j	k	l	m	n
o	p	q	r	s	t	u
v	w	x	y	z		

Cover Me Alphabet Quilt

	A	B	C	D	E	
	F	G	H	I	J	
	K	L	M	N	O	
	P	Q	R	S	T	
U	V	W	X	Y	Z	



























						
						
						
						



























alligator	boat	car	dog	elephant	fish	guitar
helicopter	insect	jellybeans	king	lock	mustache	necklace
olive	pumpkin	quilt	rocket	sun	turtle	umbrella
vegetables	window	x-ray	yak	zebra		

ABC Poster

Use as an anchor chart, worksheet, assessment, game, and/or center activity.

Name: _____	Aa 	Bb 
Cc 	Dd 	Ee 
Ff 	Gg 	Hh 
Ii 	Jj 	Kk 
Ll 	Mm 	Nn 
Oo 	Pp 	Qq 
Rr 	Ss 	Tt 
Uu 	Vv 	Ww 
Xx 	Yy 	Zz 

Name: _____	Aa 	Bb 
Cc 	Dd 	Ee 
Ff 	Gg 	Hh 
Ii 	Jj 	Kk 
Ll 	Mm 	Nn 
Oo 	Pp 	Qq 
Rr 	Ss 	Tt 
Uu 	Vv 	Ww 
Xx 	Yy 	Zz 


Name: _____	Aa	Bb
Cc	Dd	Ee
Ff	Gg	Hh
Ii	Jj	Kk
Ll	Mm	Nn
Oo	Pp	Qq
Rr	Ss	Tt
Uu	Vv	Ww
Xx	Yy	Zz

Name: _____	acorn	ball
candy	duck	egg
flower	girl	heart
ice cream	jar	key
leaf	mouse	needle
octopus	pencil	queen
rabbit	shoes	truck
umbrella	vest	wheel
x-ray	yarn	zipper



Name: _____	acorn	ball
candy	duck	egg
flower	girl	heart
ice cream	jar	key
leaf	mouse	needle
octopus	pencil	queen
rabbit	shoes	truck
umbrella	vest	wheel
x-ray	yarn	zipper

Name: _____		

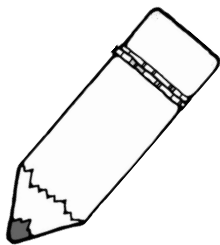

I've provided a blank template so children can also design their own ABC poster.



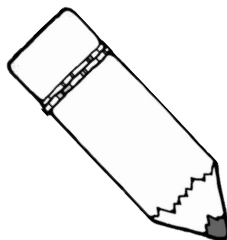
My Word
Booklet




My Word
Booklet



My Word
Booklet




My Word
Booklet



My Word
Booklet

Word book
cover options
or students can
design their own.



My Word
Booklet



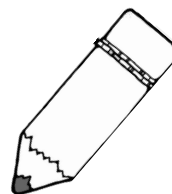
My Word
Booklet




My Word
Booklet



My Word
Booklet

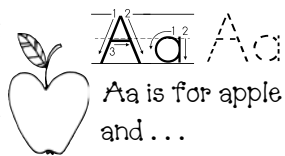


My Word
Booklet




My Word
Booklet

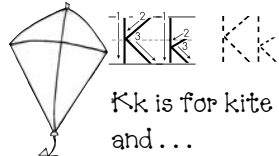





Aa is for apple and...



Bb is for boy and...



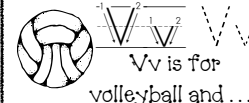
Kk is for kite and...



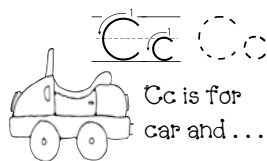
Ll is for ladybug and...



Uu is for umbrella and...



Vv is for volleyball and...



Cc is for car and...




Dd is for dog and...



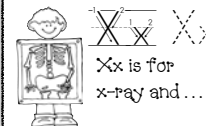
Mm is for mitten and...



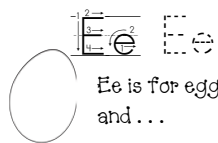
Nn is for net and...




Ww is for wagon and...




Xx is for x-ray and...



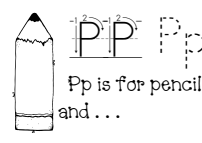
Ee is for egg and...



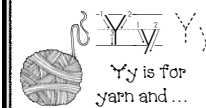
Ff is for flower and...



Oo is for owl and...



Pp is for pencil and...



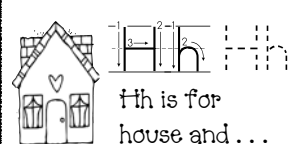
Yy is for yarn and...




Zz is for zebra and...



Gg is for girl and...




Hh is for house and...



Qq is for queen and...



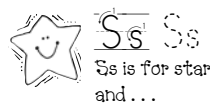
Rr is for rainbow and...



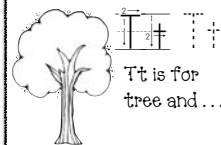
Ii is for ice cream and...



Jj is for jellybeans and...



Ss is for star and...



Tt is for tree and...

ABC Word Booklet
Inside Pages

Woo hoo
for you!



has done a great job
on her alphabetical
word booklet and
that's something
worth cheering
about!!

Teacher:
Date:

has done a great job
on his alphabetical
word booklet and
that's something
worth cheering
about!!

Teacher:
Date:



Woo hoo
for you!



Some letters are tall:

b d f h k l t

Some letters are small:

a c e i m n o
p s u v w x z

Some letters fall:

g j p q y

Some letters are tall:

b d f h k l t

Some letters are small:

a c e i m n o

p s u v w x z

Some letters fall:

g j p q y

Congratulations!



_____ can identify
uppercase letters!




Teacher:
Date:

Congratulations!



_____ can identify
uppercase letters!



Teacher:
Date:

Congratulations!



_____ can identify
lowercase letters!



Teacher:
Date:

Congratulations!



_____ can identify
lowercase letters!



Teacher:
Date:

A	B	C	D	E	F	G
H	I	J	K	L	M	N
O	P	Q	R	S	T	U
V	W	X	Y	Z		
a	b	c	d	e	f	g
h	i	j	k	l	m	n
o	p	q	r	s	t	u
v	w	x	y	z		

Letter Tiles (4 sizes)


For Games, Sequencing, Making Words, & Assessing

Letter:



Comparing and Contrasting 2 Letters

Letter:



Different:

Same:

Different:

Aa Bb Cc Dd Ee Ff Gg Hh Ii Jj Kk Ll Mm



Nn Oo Pp Qq Rr Ss Tt Uu Vv Ww Xx Yy Zz

Aa Bb Cc Dd Ee Ff Gg Hh Ii Jj Kk Ll Mm



Nn Oo Pp Qq Rr Ss Tt Uu Vv Ww Xx Yy Zz



Thank you so much for buying this product.

I truly hope you'll love this item & that it will make your life easier & teaching more fun!

To my loyal followers: I promise to post at least one knock-your-socks-off FREEBIE each month!

Please take a moment to leave feedback to earn valuable points, which equal money for future TPT purchases! Woo hoo.

If for any reason you're unhappy, please email me at: dianetpt@gmail.com

Blessings, *Diane*

Credits:

Terms of Use: All rights reserved. No part of this publication may be reproduced, distributed, or transmitted in any form or by any means, including photocopying, recording, or other electronic or mechanical methods, without the prior written permission of the publisher: dianetpt@gmail.com

This resource is for one personal classroom use by a single teacher. Duplication for an entire school, or commercial purposes is strictly forbidden, without written permission from the author. To share this resource with more than one teacher, would you please refer them to my store.

Copying any part of this product and placing it on the internet in any form, even for personal/classroom use, blog or website, is strictly forbidden and is a violation of the Digital Millennium Copyright Act (DMCA). These items can be picked up in a Google search, and traced back to the publishing site.

Copyright 2015 by Diane Henderson of TeachWithMe.com

Tiny Tweets From:
dollar doodles.com

Made using clip art
& fonts from
www.djinkers.com



Dianne J. Hook



License #: 0415210111

Laura Strickland: mycutegraphics.com
as well as **Whimsy Clips**
<https://www.teacherspayteachers.com/Store/Whimsy-Clips>



"Believe you can and you're half way there."