


Beginning and End of the Year  
Writing Prompt Craftivity.

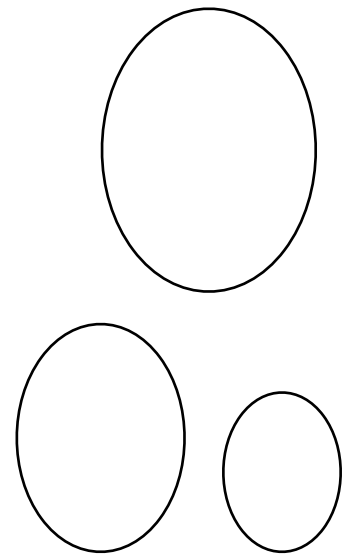
For added pizzazz, use silver glitter on the spouted water, and edges of the blue wave.

For that finishing touch, add a child's school photo for the whale's pupil.

[cTeachWithMe.com](http://cTeachWithMe.com)



Patterns for eye ovals.



Choose either the back-to-school or end-of-the year writing prompt. Students complete their worksheet and glue the whale to the top.

Completed projects make an adorable bulletin board.

Captions:

"We're Going to Have a Whale of a Great Time!"

"Having a Whale of a Wonderful Time in PK."

"Making a Splash in Kindergarten!"

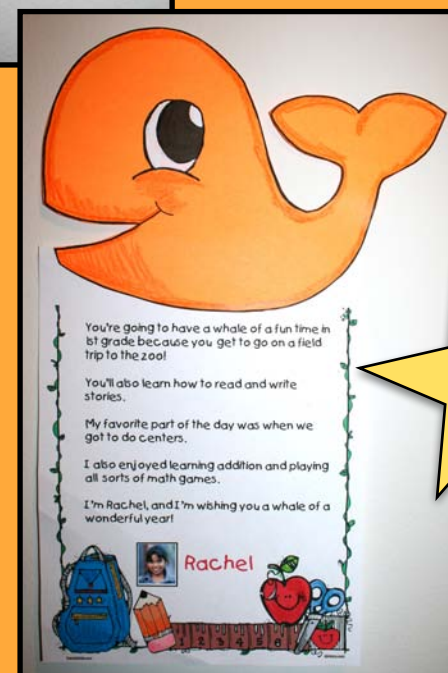
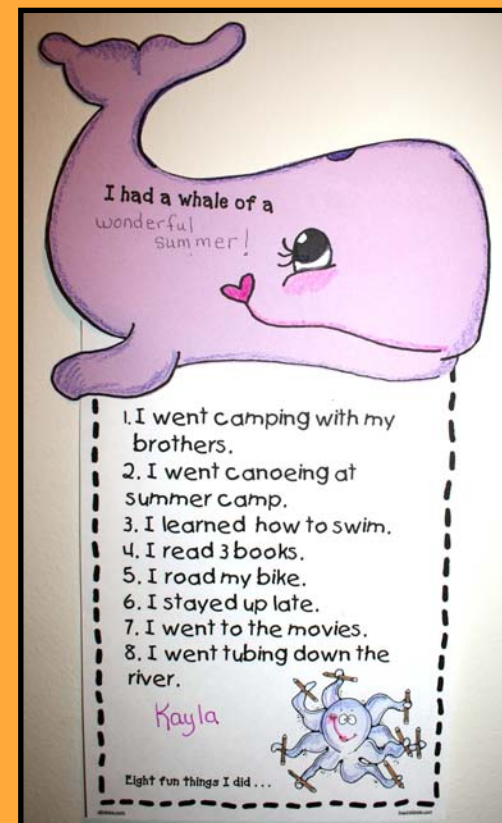
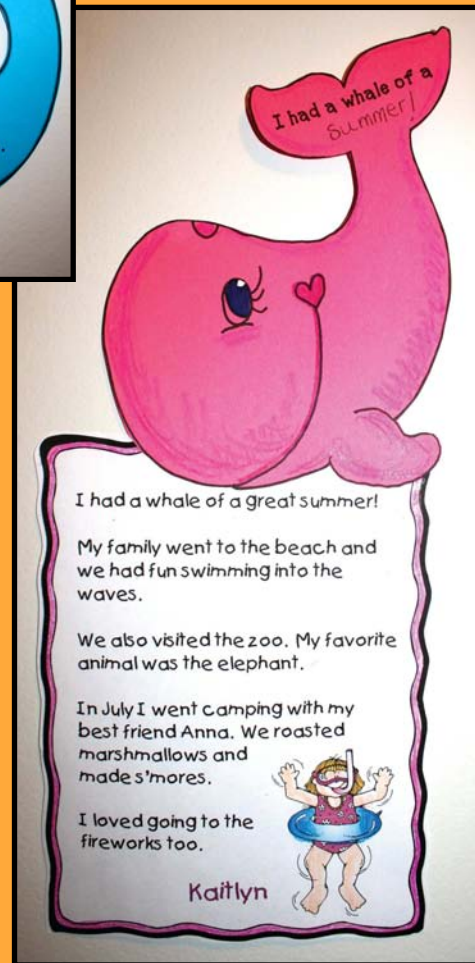

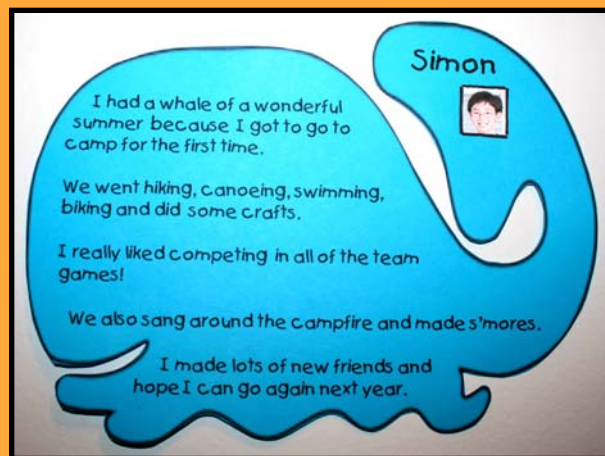
"So Glad You Swim in our School."

\_\_\_\_\_ 's "Fintastic" 1st Graders.

"Fintastic" Writing

Looking Forward to a Whale of a Super Summer.






**This whale FREEBIE is part of my big whale-themed writing craftivity packet on TpT. The 80-page packet is just \$3.95. <http://bit.ly/1QiXZeW> I've included a preview.**



# Whale-Themed Beginning & End of the Year Writing Prompt Packet

**Simon**



I had a whale of a wonderful summer because I got to go to camp for the first time.

We went hiking, canoeing, swimming, biking and did some crafts.

I really liked competing in all of the team games!

We also sang around the campfire and made s'mores.

I made lots of new friends and hope I can go again next year.

## Tiny "Tales" About Summer



**Spouting Off About ...**  
taking care of the whales.

Whales are at the top of the food chain and have an important role in the overall health of our marine environment.


Seven out of 13 great whale species are classified as endangered or vulnerable, even after decades of protection.

Please help save the whales.

**Simon**




**I had a whale of a summer!**



I had a whale of a great summer!



My family went to the beach and we had fun swimming into the waves.

We also visited the zoo. My favorite animal was the elephant.

In July I went camping with my best friend Anna. We roasted marshmallows and made s'mores.

I loved going to the fireworks too.

**Kaitlyn**

You're going to have a whale of a fun time in 1st grade because you get to go on a field trip to the zoo!



You'll also learn how to read and write stories.

My favorite part of the day was when we got to do centers.

I also enjoyed learning addition and playing all sorts of math games.


I'm Rachel, and I'm wishing you a whale of a wonderful year!

**Rachel**


You've been a whale of a great student!

**I had a whale of a wonderful summer!**



1. I went camping with my brothers.
2. I went canoeing at summer camp.
3. I learned how to swim.
4. I read 3 books.
5. I rode my bike.
6. I stayed up late.
7. I went to the movies.
8. I went tubing down the river.

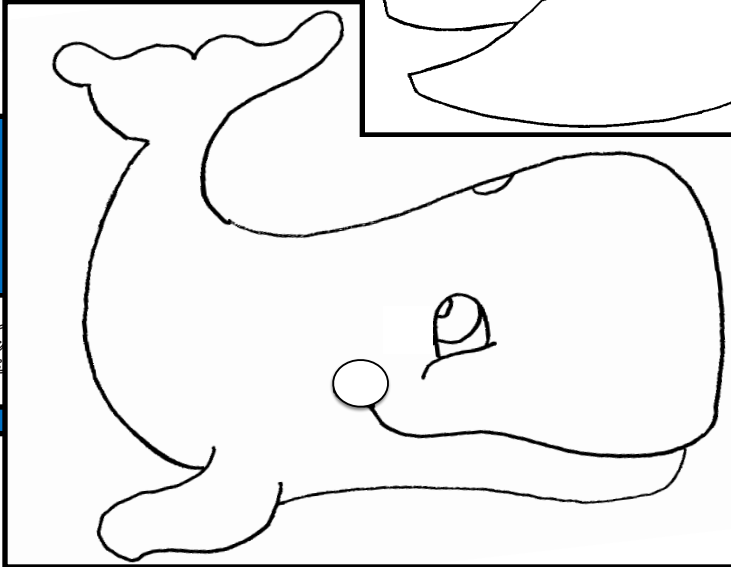


**Kayla**



Eight fun things I did ...

Diane Henderson





I had a whale of a

I had a whale of a great summer!

My family went to the beach and we had fun swimming into the waves.

We also visited the zoo. My favorite animal was the elephant.

In July I went camping with my best friend Anna. We roasted marshmallows and made s'mores.

I loved going to the fireworks too.



Kaitlyn



I had a whale of a great summer!


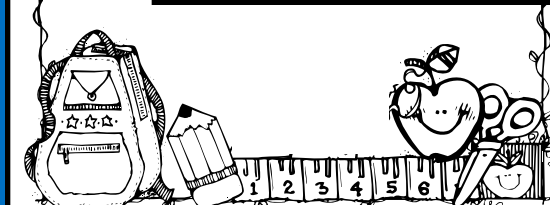

I went swimming at the city pool with my friends Josh and Gabe.

I attended vacation Bible school at my church.

I got to stay up late and sleep in.

I went fishing with my grandpa Ray at his cabin in Wisconsin.

Kaiden



Eight fun things I did ...



# Tiny "Tales" About School



## A Class Book By:

## Tiny "Tales" About Summer


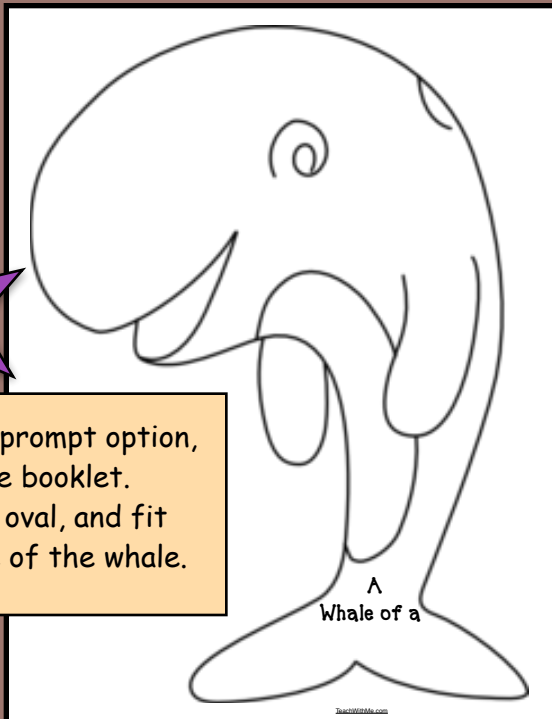


Tiny "Tales" is a mini flip booklet. Each child can contribute a page for a class-made book, or they can make their own individual one.


## A Whale of a "Tale" About

Run off the whale's tail pattern on a variety of colors. Children trim and glue to the top of a sheet of writing paper, where they've written a "tale" about school, summer or whatever.

Another writing prompt option, is this shape booklet. The pages are oval, and fit behind the face of the whale.







I had a whale of a great summer.

I'm going to have a whale of a good summer.

I had a whale of a good year.


I had a whale of a great time in \_\_\_\_\_ grade.

You're going to have a whale of a good year.

You're going to have a whale of a fun time in  
\_\_\_\_\_ grade.

I'm going to have a whale of a good year.

Annie



I had a whale of a great time in 1st grade!

I met my best friend Kiesha. We like a lot of the same things and have fun playing together at recess.

I really liked learning how to read. I love Junie B. Jones books.

I also liked all of the math games we played.

TeachWrite.com

©2008

7 "color-me" writing prompt options  
or make one up of your own.



We had a whale of  
a good time  
this this year!  
A Class Book By:

5 writing prompt cover options  
for the end-of-the-year and  
back-to-school.



TeachWithMe.com

I had a whale of a great year...

in first grade because I learned  
a lot. My favorite thing that I learned was  
how to read.

I also had a whale of a great year because I  
made lots of friends.

We did many fun activities and even  
went on a field trip to the zoo!  
Now I'm looking forward  
to a whale of a great  
summer.



Students can draw their own face,  
glue on their photo, or choose &  
color one of my face templates.





**"Spout off"** is an idiom, which means to brag or boast about someone or something, or to speak out publicly about someone or something, revealing information.

Negatively, it can mean to speak continuously, so that what a person is saying is long-winded and tedious, or to speak without being knowledgeable considering all of the facts.

Here, the writing prompt should be positive. It's OK to boast about the wonderful year in school that you've had, or the great summer that you've experienced or are looking forward too.

You can also "spout off" about something that concerns you. Such as taking care of endangered species, or protecting whales.

An idiom is a phrase or expression that has a figurative meaning. An idiom's figurative meaning is different from the literal meaning. ("She's pulling my leg.") There are thousands of idioms, and they occur frequently in all languages.

For an excellent list of idioms and their meanings check out this site:  
<http://bit.ly/1AUxqGd>

TeachWithMe.com

**Spouting Off!**


Bookmarks are often less overwhelming for beginning writers.

**Spouting Off About ...**

Another writing prompt option, is to run off these "water" (spouting off) speech bubbles. Students trim and glue to the top of one of the whales after they've "spouted off", completing the prompt.

**Spouting Off!**

©TeachWithMe.com




Wishing you a whale  
of a wonderful year!

You're going to  
have a whale  
of a fun time in


Writing prompt bookmarks  
for this year's kiddos to write and  
color for your new students.




Wishing  
you a  
whale  
of a  
wonderful  
summer!



Wishing  
you a  
whale  
of a  
wonderful  
summer!



Wishing  
you a  
whale  
of a  
wonderful  
summer!



Wishing  
you a  
whale  
of a  
wonderful  
summer!

Bookmarks from the teacher.



Wishing  
you a  
whale  
of a  
wonderful  
year!



Welcome!  
Swimming  
by  
with a  
friendly  
hi.



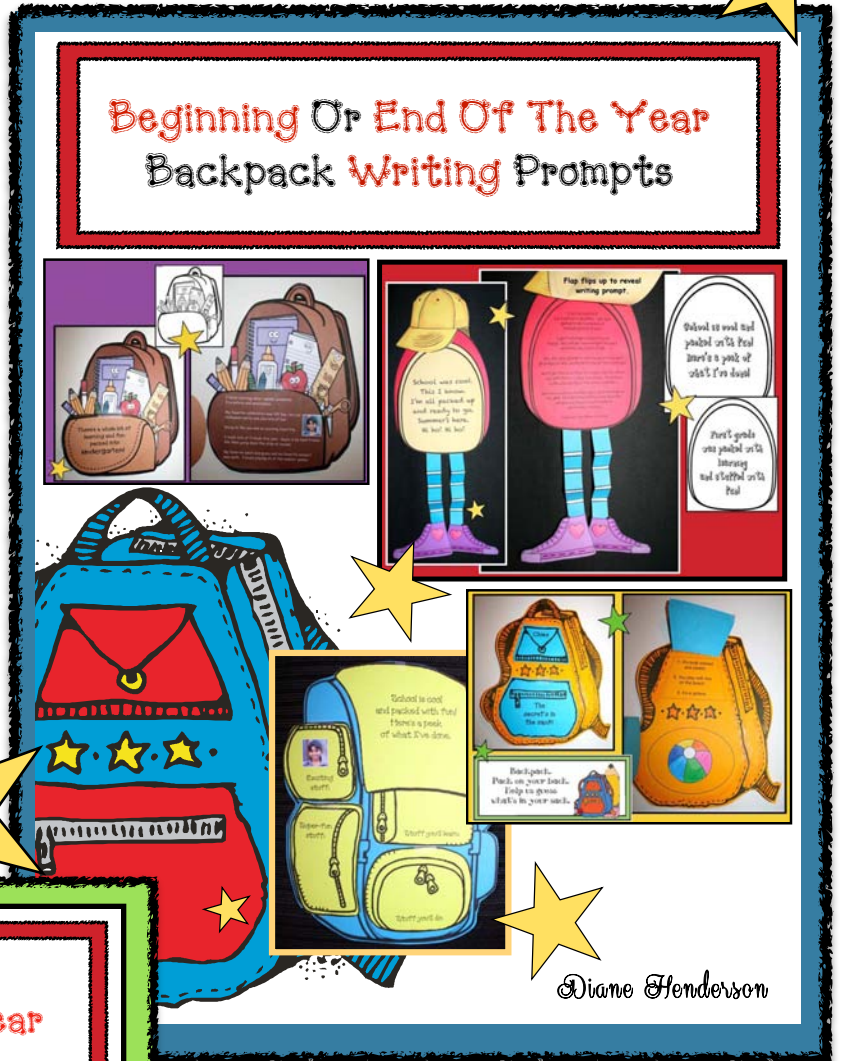
You've been a whale of a great student!





If you liked this resource,  
you may also like these other activities as well.

*Diane*





Thank you so much for buying this product.

I truly hope you'll love this item & that it will make your life easier & teaching more fun!

To my loyal followers: I promise to post at least one knock-your-socks-off FREEBIE each month!

Please take a moment to leave feedback to earn valuable points, which equal money for future TPT purchases! Woo hoo.

If for any reason you're unhappy, please email me at: [dianetpt@gmail.com](mailto:dianetpt@gmail.com)

Blessings, *Diane*

## Credits:

Tiny Tweets From:  
[dollardoodles.com](http://dollardoodles.com)

dj inkers (Dianne J. Hook)  
**Fonts & clips.**  
<http://www.djinkers.com/>



License #: 0415210111

Laura Strickland: [mycutegraphics.com](http://mycutegraphics.com)  
She also has a TpT store called  
**Whimsy Clips**



Other images I have drawn.

**Terms of Use:** All rights reserved. No part of this publication may be reproduced, distributed, or transmitted in any form or by any means, including photocopying, recording, or other electronic or mechanical methods, without the prior written permission of the publisher: [dianetpt@gmail.com](mailto:dianetpt@gmail.com)


This resource is for one personal classroom use by a single teacher. Duplication for an entire school, or commercial purposes is strictly forbidden, without written permission from the author. To share this resource with more than one teacher, would you please refer them to my store.


Copying any part of this product and placing it on the internet in any form, even for personal/classroom use, blog or website, is strictly forbidden and is a violation of the Digital Millennium Copyright Act (DMCA). These items can be picked up in a Google search, and traced back to the publishing site.

Copyright 2015 by Diane Henderson  
of [TeachWithMe.com](http://TeachWithMe.com)

**"Believe you can and you're half way there."**







Template for spouting water.

Print and cut out a template from an old file folder.

Trace once and cut 3-4 at a time.






I send this sort of prep work home with a room helper.

You could skip the paper cut out and simply make this design with glitter glue.


Mount the whale and the writing prompt wave on another sheet of construction paper, and then make the spouted water on that.

[cTeachWithMe.com](http://cTeachWithMe.com)

Spouting water for older kiddos to cut and glue.








Smaller wave.

Run off on blue construction paper.

Children trim and glue their whale to the top & attach their writing prompt worksheet to the bottom.



Large wave.

Run off on blue paper.

Student trim, glue their whale to the top, then complete their writing prompt by writing on the wave.

I had a whole of a  
wonderful summer.

Handwriting practice lines consisting of multiple sets of three horizontal lines (top solid, middle dashed, bottom solid) for tracing and writing practice.



I'm going to have a whole  
of a good time in school.

I'm looking forward to

Handwriting practice lines consisting of multiple sets of three horizontal lines (top solid, middle dashed, bottom solid) for writing practice.

I'm looking forward  
to a whole of a  
wonderful summer.

Handwriting practice lines consisting of multiple sets of three horizontal lines (top solid, middle dashed, bottom solid) for tracing and writing practice.

