



Clip art by mycutegraphics.com

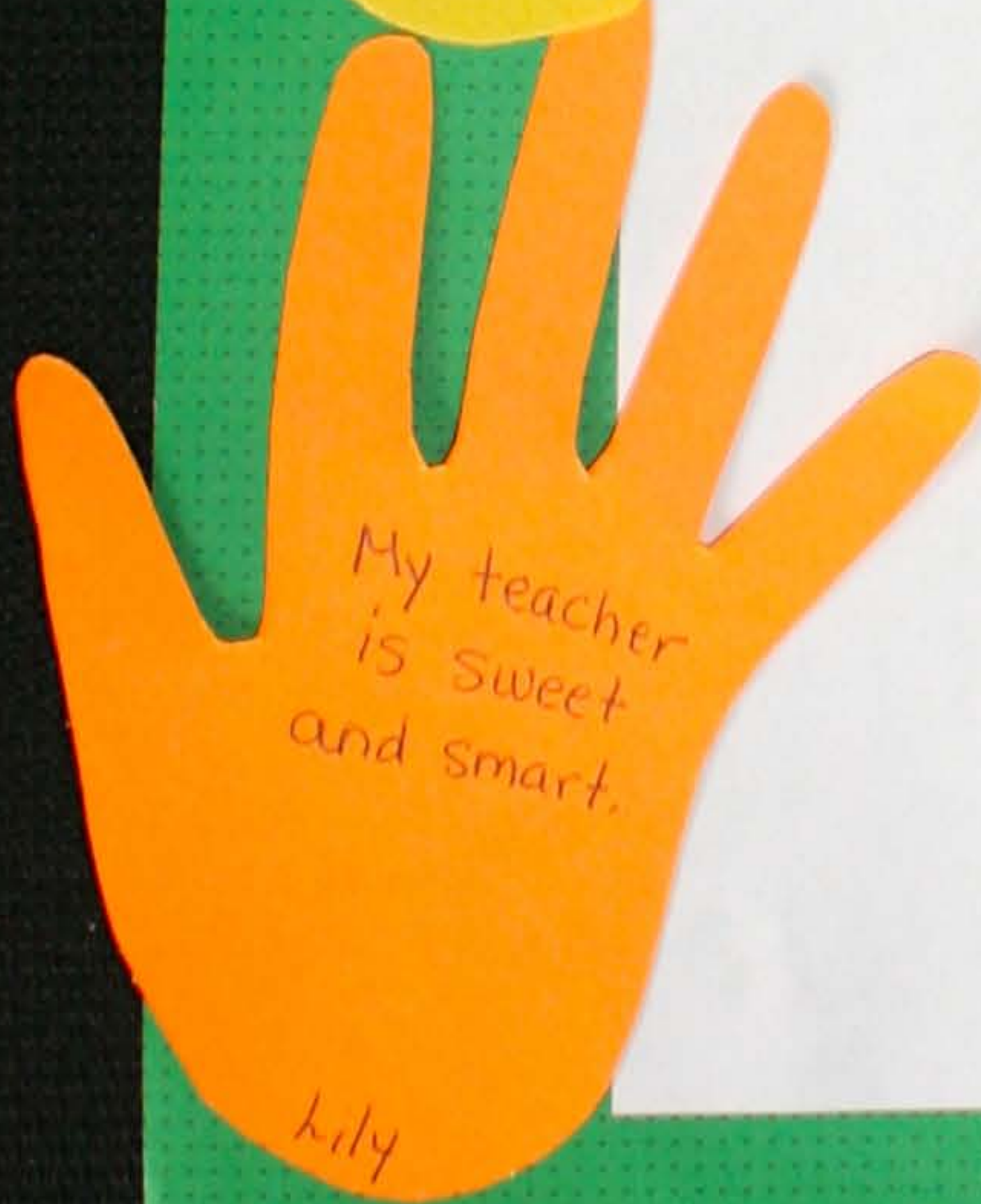
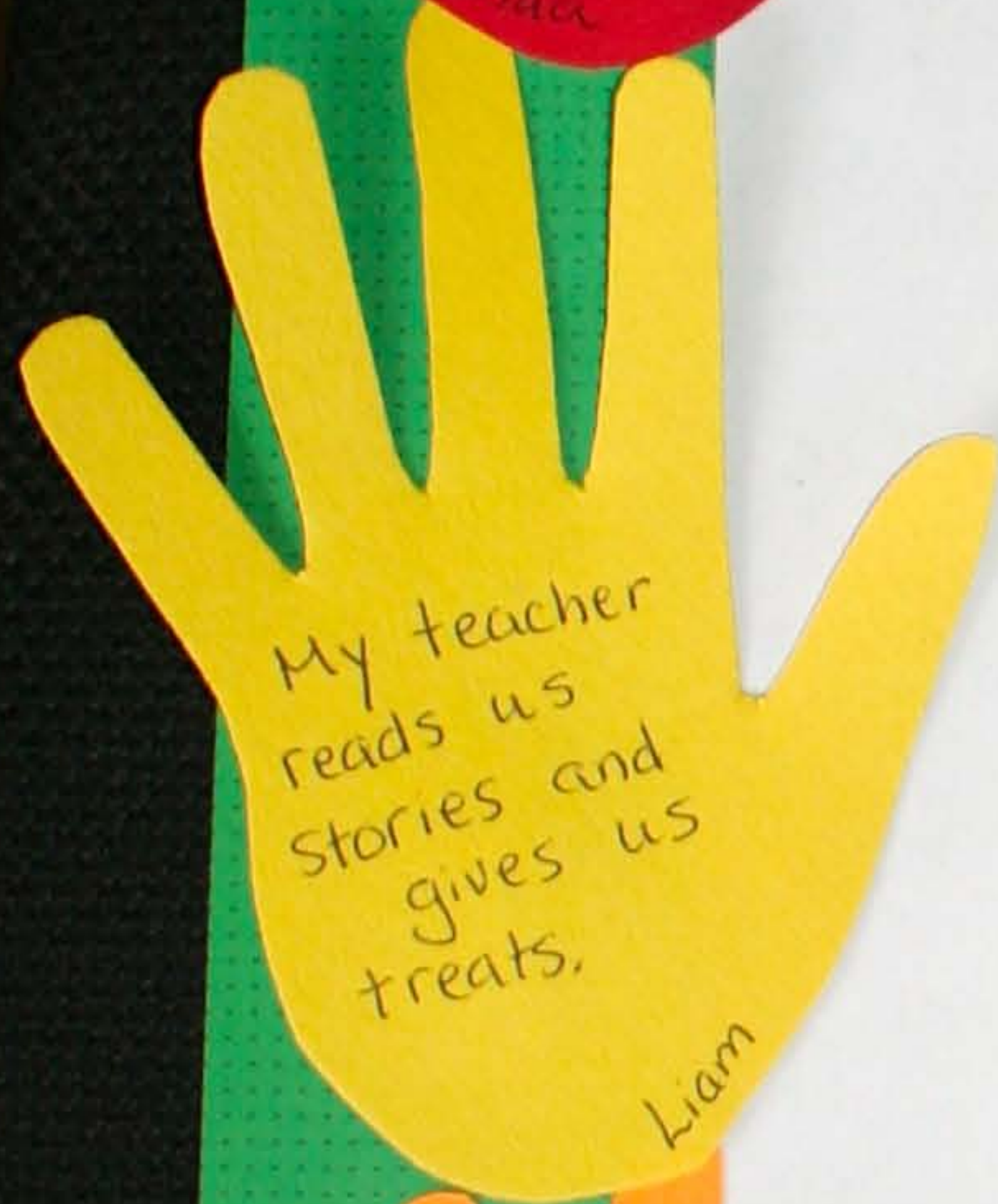
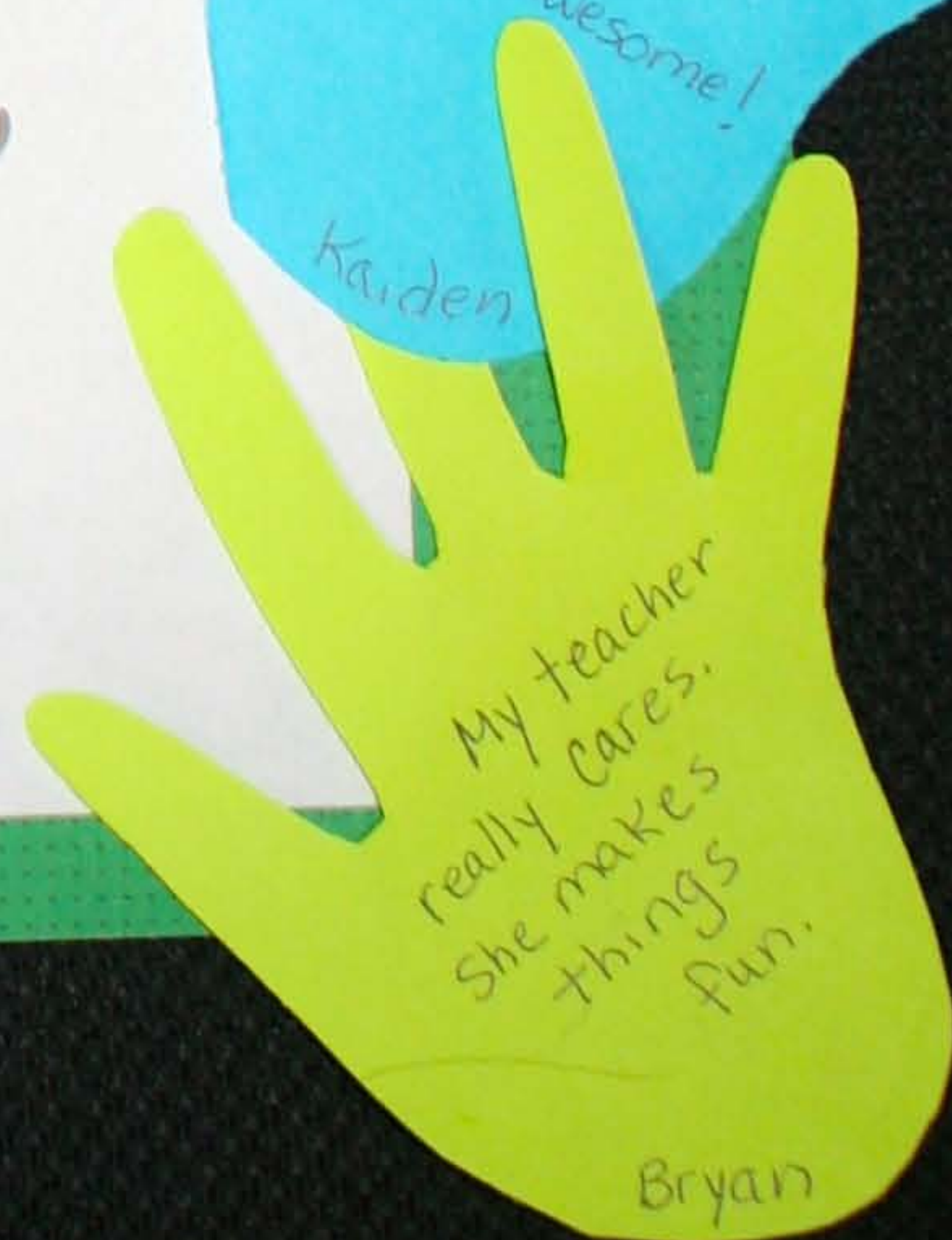

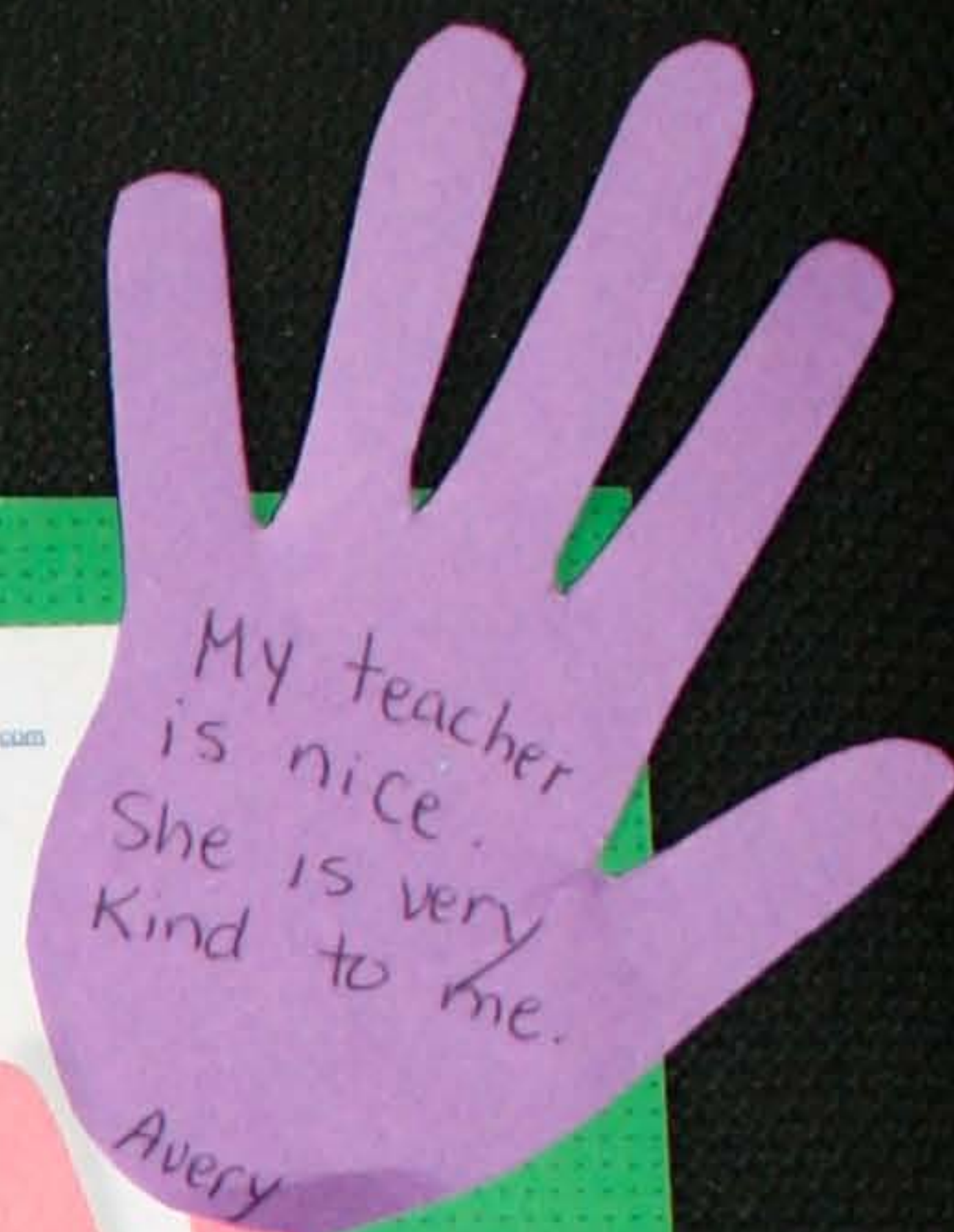

A teacher

takes a hand,

opens a mind,

and touches

a heart.





"Teachers who inspire, encourage minds to think, hands to create, and hearts to love."

-Dr. Anthony P. Witham

Date:

Dear Families,

Shhhh! It's a secret. We are going to surprise _____ with a special card.

Please trace your child's hand on the construction paper and have them cut it out. Assist them in writing a little note and remind them to sign it. These will be glued down, so please make sure everything is on the front.


I will be collecting them on _____, so I need this on or before that day.

Please put it back in the envelope. Thanks in advance for your help and cooperation.

Respectfully,



A teacher
takes a hand,
opens a mind,
and touches
a heart.



Thank a Teacher!

Print the poster, mount on construction paper.

This is the front cover.

Send the note home.

You can make this a large card and glue some of the handprints on the front, or simply add extra pages for however many handprints you need to showcase.

Students will be super-excited to share this with their teacher. As a special presentation, each child could read their own handprint.



"Teachers who inspire, encourage minds to think, hands to create, and hearts to love."

-Dr. Anthony P. Witham

Date:

Dear Families,

Shhhh! It's a secret. We are going to surprise _____ with a special card.

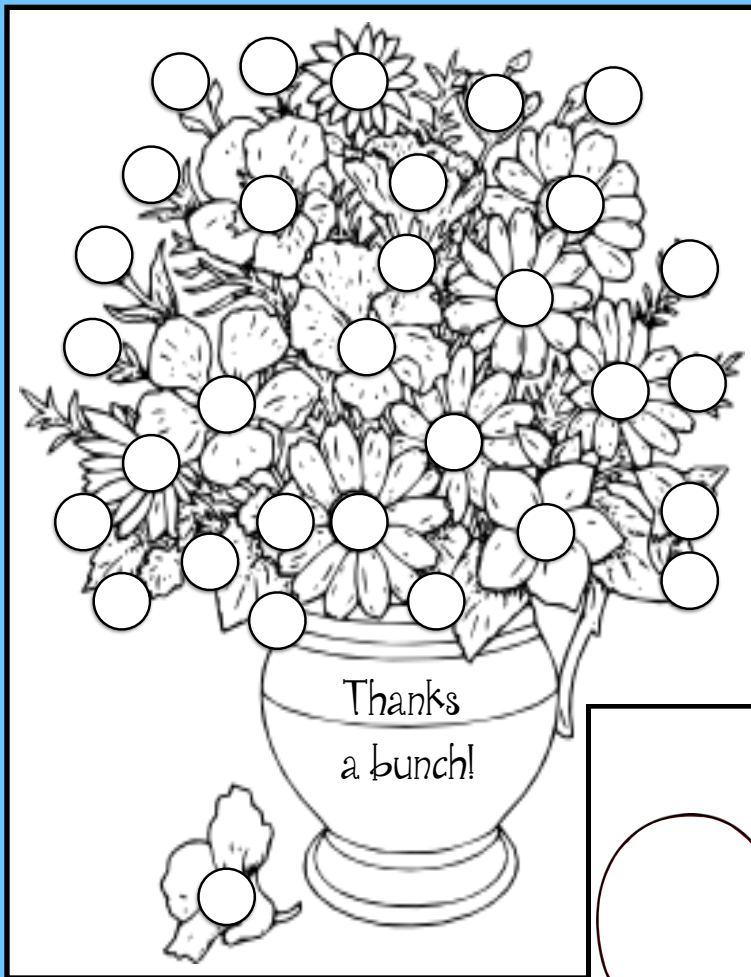
Please trace your child's hand on the construction paper and have them cut it out. Assist them in writing a little note and remind them to sign it. These will be glued down, so please make sure everything is on the front.

I will be collecting them on _____, so I need this on or before that day.

Please put it back in the envelope. Thanks in advance for your help and cooperation.

Respectfully,

**This free teacher card is part of my
End-of-the-Year Appreciation Packet.
It's just \$2.00 in my TpT store.**




Here are two
"Thanks a bunch!"
covers for a sweet card.

Poem I wrote for
the inside of the
card.



Glue your
students' photos
inside the circles.





I "hinged" the front flap of the bus with a piece of Scotch tape, but you could staple it too.

The "grill" flips open to reveal the child's thank you note.

I designed this specifically for a bus driver, but you could use it for other school staff or helpers as well.



Thank you acrostic poem.

Thank You!

Terrific
helpful
available
nice
kind

You are great
orderly
understanding

Thank You!

T
h
a
n
k

y
o
u

"Thank you for . . ."
writing prompt bookmark
and 2 worksheets.

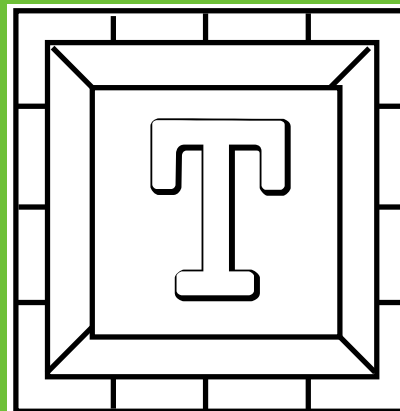
Thank
you for . . .

Thank you for . . .


Thank you for . . .

T h a n k
y o u

for all you do!



Large 8x10
letters that spell
"Thank you!"
9 children hold
one for a group
photo.





Thank you!
Thank you!
You're so nice.
Simply had to say it twice.

Another
option for
inside your
card.

2 sizes of "Thank you for all you do!" covers.

Another
"Thank you!"
cover option.
A large size,
plus 2-on-a-
page.



More thank you
writing prompt worksheets.





This "berry" special card is super-simple to make.
 I traced one of my student's hands for the leaves.
 The card flips up to reveal a photo of my class.
 Signed with: "We appreciate you!
 Love from, Mrs. Henderson's kindergarten class."
 Everyone wrote their name on the back.





Tiny Tweets From:
dollardoodles.com

If you liked this resource,
you may also like these other
end-of-the-year
activities as well.

Diane

Student Made Awards For The End Of The Year



Tweet It!
A shout out
to Kelli.
She is an
amazing
student
and
wonderful
friend.

I'm giving
her a special
award
folder
today!



Award Folders



Diane Henderson

3 Keepsake Autograph Booklets For The End Of The Year

Autographs

Karen

My
Autograph Book



Diane Henderson



Thank you so much for buying this product.

I truly hope you'll love this item & that it will make your life easier & teaching more fun!

To my loyal followers: I promise to post at least one knock-your-socks-off FREEBIE each month!

Please take a moment to leave feedback to earn valuable points, which equal money for future TPT purchases! Woo hoo.

If for any reason you're unhappy, please email me at: dianetpt@gmail.com

Blessings, *Diane*

Credits:

Tiny Tweets From:
dollardoodles.com



scrappingdoodles.com

dj inkers (Dianne J. Hook)
Fonts & clips.
<http://www.djinkers.com/>



Laura Strickland: mycutegraphics.com
She also has a TpT store called
Whimsy Clips



Other images I have drawn.

Terms of Use: All rights reserved. No part of this publication may be reproduced, distributed, or transmitted in any form or by any means, including photocopying, recording, or other electronic or mechanical methods, without the prior written permission of the publisher: dianetpt@gmail.com

This resource is for one personal classroom use by a single teacher. Duplication for an entire school, or commercial purposes is strictly forbidden, without written permission from the author. To share this resource with more than one teacher, would you please refer them to my store.

Copying any part of this product and placing it on the internet in any form, even for personal/classroom use, blog or website, is strictly forbidden and is a violation of the Digital Millennium Copyright Act (DMCA). These items can be picked up in a Google search, and traced back to the publishing site.

Copyright 2015 by Diane Henderson
of TeachWithMe.com

"Believe you can and you're half way there."