



Ethan



They may not be easy to see,
but these are 5 things I want you
to know about me!

1. I like to draw.
2. I'm good at computer games and want to design them someday.
3. I'm the oldest of 6.
4. I've been playing soccer since I was 4 and really like it.
5. I have 2 dogs, a cat and a turtle.

Ethan



They may not be easy to see,
but these are 5 things I want you
to know about me!

1. I like to draw.
2. I'm good at computer games and want to design them someday.
3. I'm the oldest of 6.
4. I've been playing soccer since I was 4 and really like it.
5. I have 2 dogs, a cat and a turtle.



Here's a quick and easy icebreaker for the first day or first week of school, that's a terrific writing prompt for September, and fun way to get to know your students.

When completed, they make a cute back to school bulletin board too!

Make sure you do one yourself, so you have an example to share with your students, so they know how to do the assignment, as well as get to know their new teacher!

Older students can draw their own self-portraits in the blank oval.

Remind them that this is just a section of their face from the nose up, or even just their eyes.

They should color their hair and eyes to represent themselves.

I find that younger students are less overwhelmed if they have some sort of template to follow and have a bit more fun with the activity if they don't have to start from scratch.

You also won't have to listen to whining: *"I can't draw a face;* or *"I don't know how to draw."*

Little ones also tend to draw a tiny circle instead of a big one, or they draw an entire stick body.

You can include the template in your "Welcome to school summer letter" or Open House packet, and have students return them on the first day of school, so they can share with their new classmates right away.

Another plus of doing it this way, is that parents can help little ones write down the 5 things.

If you don't do a summer letter or before school starts Open House, hand them out the first day of class and send them in backpacks for a home-school connection to be returned in the next few days.

Gather little ones on the floor in a circle and have them practice coming up and sharing in front of their new friends.

Older students can stand up beside their desks and read their list.


No matter what my students' ages, I always have them applaud each child's sharing. This is a big deal for many "shy" kids.

Writing in different colored markers jazzes things up.

If you have the time, turn this into even more of a keepsake, by tracing your students' handprint on flesh-colored construction paper. Fold it over and cut once for 2 handprints.

Glue them "holding" the paper. You can punch a hole in the top and hang them back-to-back and suspend from the ceiling or line them up as a cute border, just below the ceiling in the hallway.





They may not be easy to see,
but these are 5 things I want you
to know about me!

1.

2

3

4

5



They may not be easy to see,
but these are 5 things I want you
to know about me!

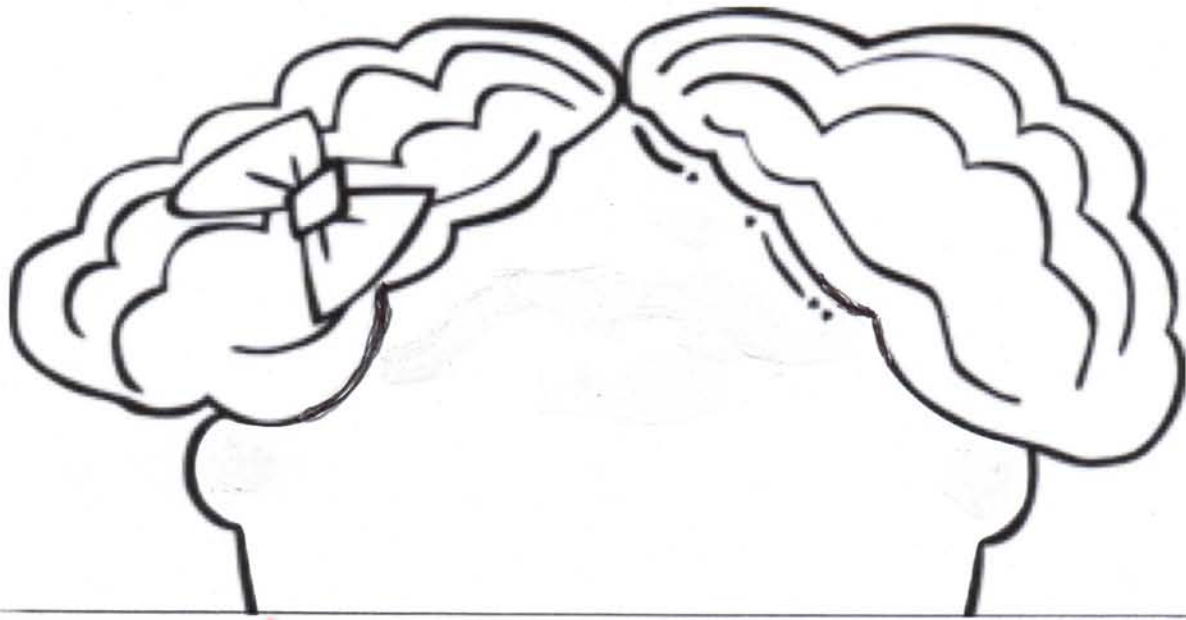
1.

2

3

4

5



They may not be easy to see,
but these are 5 things I want you
to know about me!

1.

2

3

4

5



They may not be easy to see,
but these are 5 things I want you
to know about me!

1.

2

3

4

5



They may not be easy to see,
but these are 5 things I want you
to know about me!

1.

2

3

4

5



They may not be easy to see,
but these are 5 things I want you
to know about me!

1.

2

3

4

5



They may not be easy to see,
but these are 5 things I want you
to know about me!

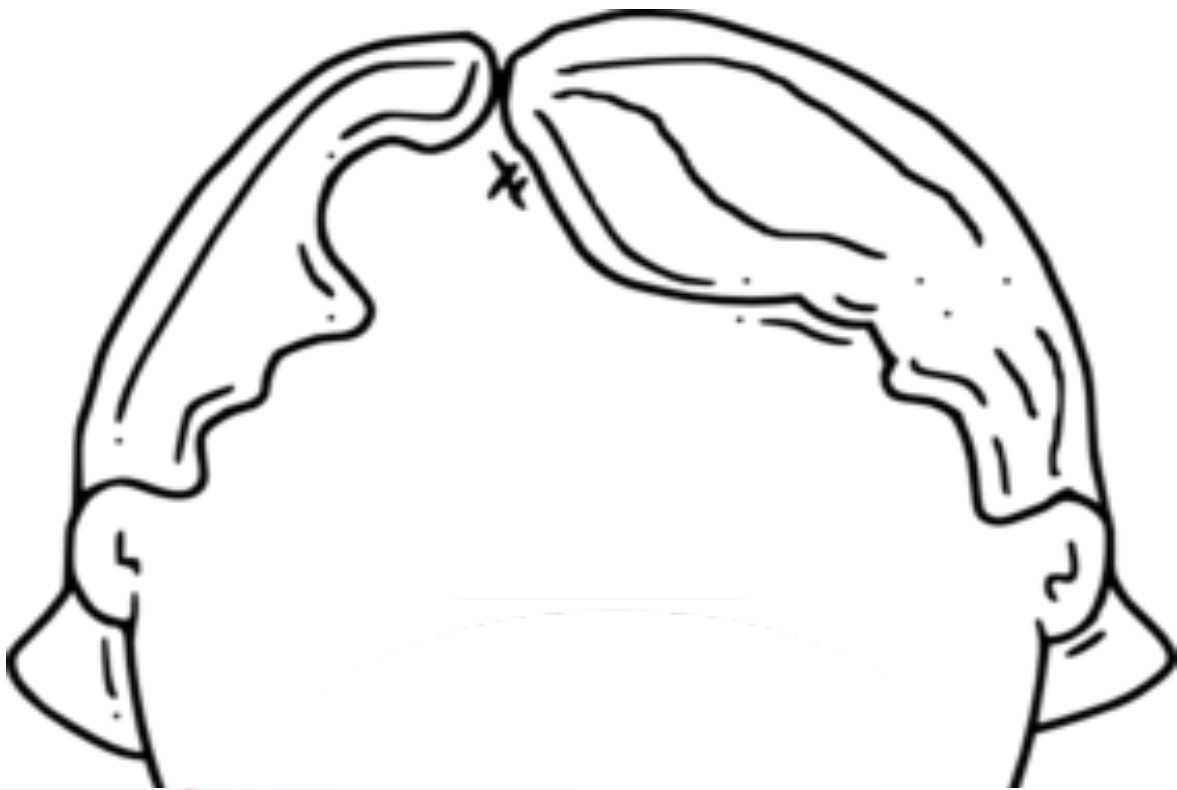
1.

2

3

4

5



They may not be easy to see,
but these are 5 things I want you
to know about me!


1.

2

3

4

5



They may not be easy to see,
but these are 5 things I want you
to know about me!

1.

2

3

4

5



They may not be easy to see,
but these are 5 things I want you
to know about me!

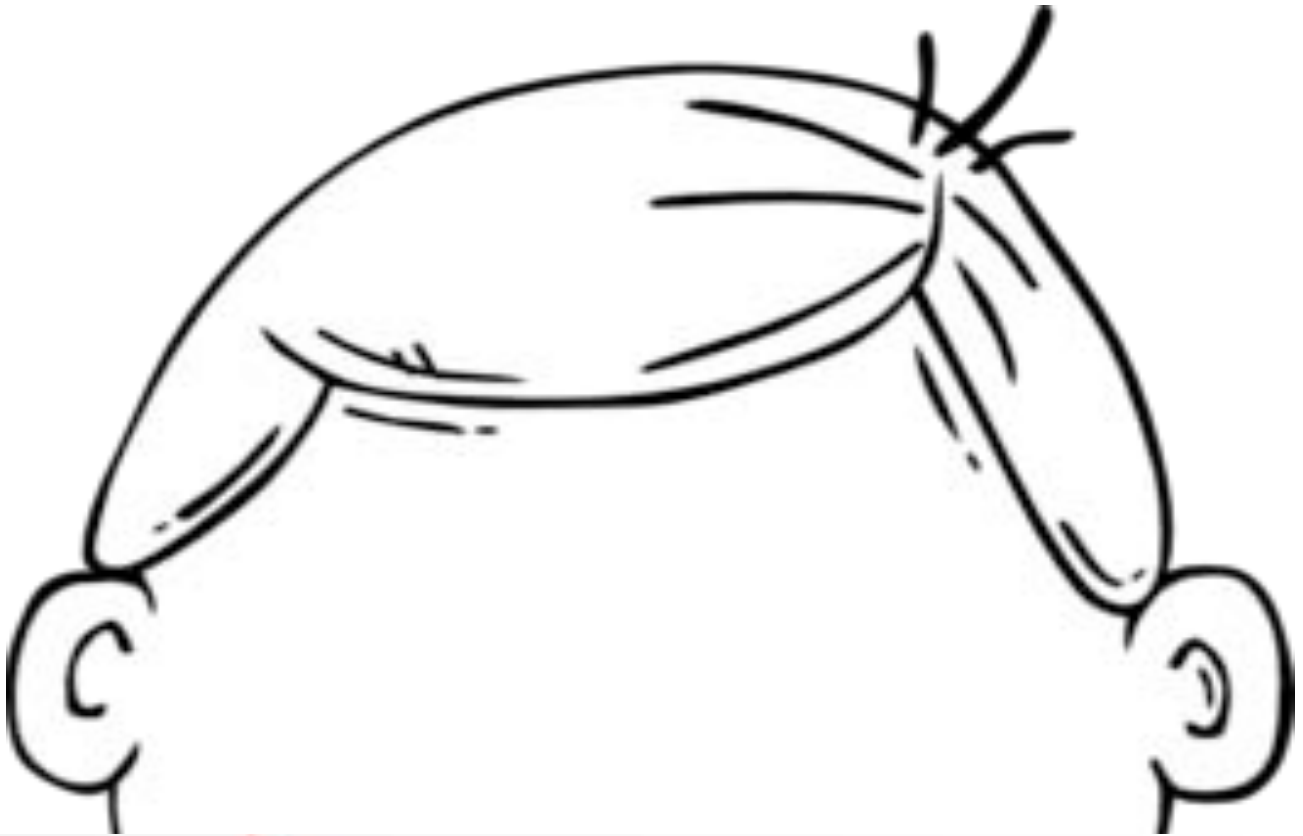
1.

2

3

4

5



They may not be easy to see,
but these are 5 things I want you
to know about me!

1.

2

3

4

5



They may not be easy to see,
but these are 5 things I want you
to know about me!

1.

2

3

4

5



They may not be easy to see,
but these are 5 things I want you
to know about me!

1.

2

3

4

5



They may not be easy to see,
but these are 5 things I want you
to know about me!

1.

2

3

4

5



They may not be easy to see,
but these are 5 things I want you
to know about me!

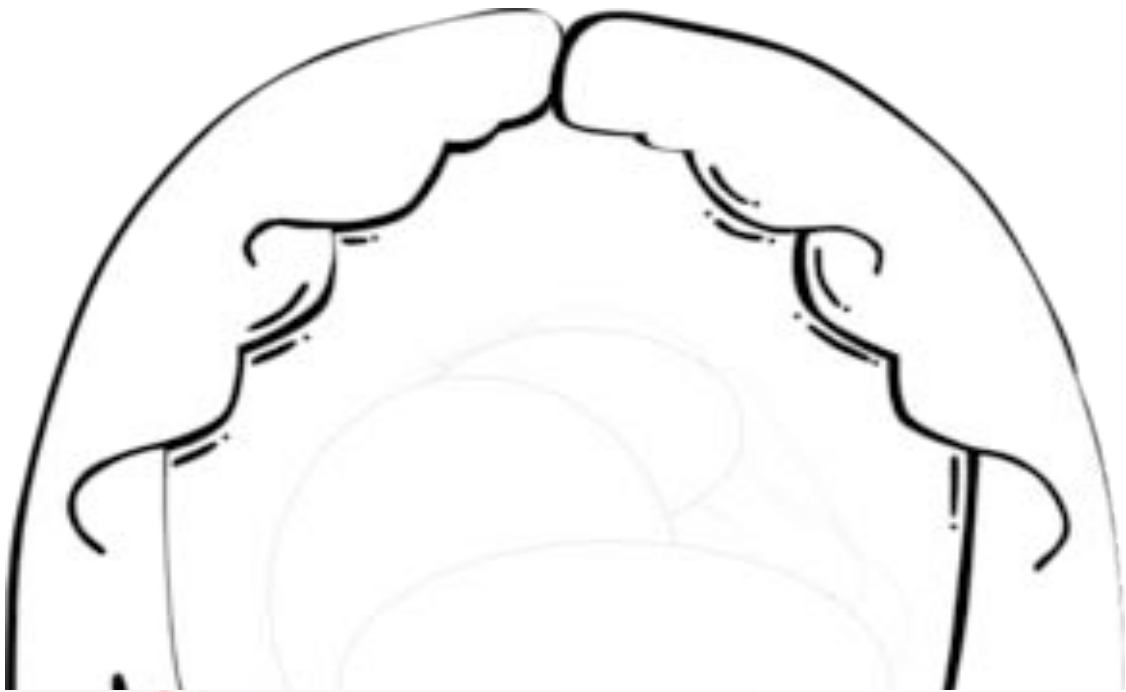
1.

2

3

4

5



They may not be easy to see,
but these are 5 things I want you
to know about me!

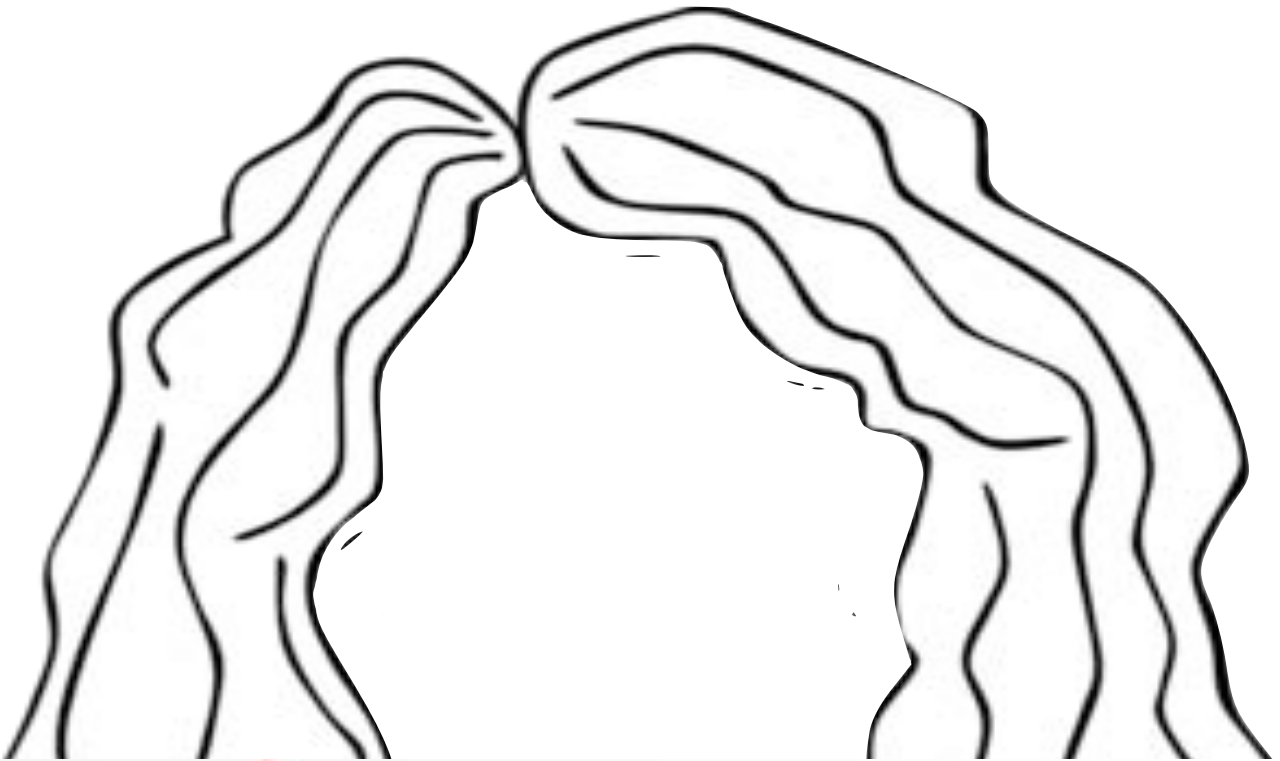
1.

2

3

4

5



They may not be easy to see,
but these are 5 things I want you
to know about me!

1.

2

3

4

5



They may not be easy to see,
but these are 5 things I want you
to know about me!

1.

2

3

4

5