



Where Are The Flowers?

A Spatial
Direction Booklet

For My Mom

By: Kelli



Directions:
Add punctuation. Trace and write the directional words. Color, cut and glue the flowers to the appropriate location. Read the booklet to your Mom and wish her a Happy Mother's Day.

©TeachWithaTie.com

The flowers are in the vase

in
in



The flowers are beside the vase on my right

beside
beside

right
right



The flowers are beside the vase on my left

left
left



The flowers are above the vase

above
above



Where Are The Flowers?

A spatial
directions
easy reader.

The flowers are under the vase

under
under



The flowers are between the butterflies

between
between



The flowers are a surprise
for My Mom

They are behind the door.

behind
behind

Happy Mother's Day
I love you
Love, Kelli



Includes generic pages
as well as ones for Mom.



Where Are The Flowers?

A Spatial Direction Booklet For My Mom

By:



Directions:

Add punctuation. Trace and write the directional words. Color, cut and glue the flowers to the appropriate location. Read the booklet to your Mom and wish her a Happy Mother's Day.



Where Are The Flowers?

A Spatial
Direction Booklet
For:
By:



Directions:

Add punctuation. Trace and write the directional words. Color, cut and glue the flowers to the appropriate location. Read the booklet to your special person.

The flowers are in the vase

in



The flowers are beside the vase on my right

beside

right



The flowers are beside the vase on my left

left




The flowers are above the vase

above




The flowers are under the vase


under



The flowers are between the butterflies

between






Run off on brown construction paper.

Glue just the left hand edge to the last page in your booklet so that it covers the flowers and text.

Fold open to reveal what's behind the door.



Run off on brown construction paper.

Glue just the left hand edge to the last page in your booklet so that it covers the flowers and text.

Fold open to reveal what's behind the door.



Happy Mother's Day
I love you



Surprise

I love you





Color, cut and glue to the flowers to the appropriate locations in you booklet.
cTeachWithMe.com