

Groundhog Slap Games

A fun way to
review:
words
colors
letters
numbers &
shapes

54
word
cards



shadow

green

colors



Upper &
Lowercase



A

Skip counting



55



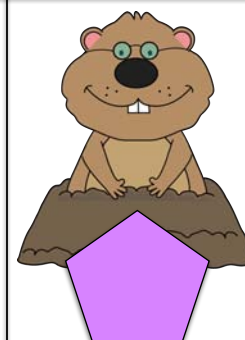







I Spy Shapes!



hexagon

hexagon



Groundhog Slap Game



©TeachWithMe.com



Slip Slappin' Away....

Have you been to a video arcade and played the game where you hold a hammer and wait for that crazy furry little critter to emerge and then try and bang him on the head?

I thought of the groundhog and how slapping him with a flyswatter would be fun for kids. So why would they slap him? To recite answers; like letters, shapes, numbers and skip counted sequences! I thought this would not only be a great time for my students, but a terrific way to review lots of report card standards, and a super easy way for me to whole-group assess where everyone's at!

Here's what you do:

- Print off the masters, make extra's to add your own information,
- laminate the cards and
- cut them out.
- At school, gather your students into a circle on your carpeted area.
- Choose the cards you want to work on, and sprinkle them on the floor.
- Explain what they should do, and model it for them.
- Give the first child the flyswatter and one minute to slap as many groundhogs as they can.
- Keep track of how many groundhog cards they slap correctly, by writing their names on the board.
- There are two sets of groundhog cards.

- One set has words and shapes on them with some blanks so that you can write the high frequency words you're working on, or other groundhog and seasonal words you're using.
- The other set has letters and numbers, also with a set of blank cards to use for whatever you'd like.
- Such as addition and subtraction equations if you want to. The possibilities are endless!
- For young children you can write their name on the cards and have them slap their name and then pin it on them to wear.
- Before you do that, why not do the Groundhog Pokey using the card to put in and out to help get the wiggles out.
- Another game you can play is to let each child take a turn at sequencing the skip counted cards.
-
- They could also line up the skip counted cards in front of them and then omit every other card.
- After they have done that, they can slap the groundhogs, counting as they go, saying the missing numbers as they slap the groundhogs and the empty spaces.
- These also make great Memory Match games. Simply make double sets, put the cards face down. Children work in pairs or groups of 3 or 4 to match whatever cards you want to work on. Set a timer to ring in 5-10 minutes. The child with the most matches is the winner.
- After the fun, have them make an Itty Bitty Booklet out of one of the sets of cards.
- Choose the letters or a set of numbers and run off a set for your students and have them trace, cut and sequence the pages to make an Itty-Bitty booklet to take home and read to their families to reinforce the lessons of the day.
-
- I hope you'll have lots of fun slapping these groundhogs! Enjoy your day!







circle

oval

rectangle

triangle
















square


pentagon

hexagon

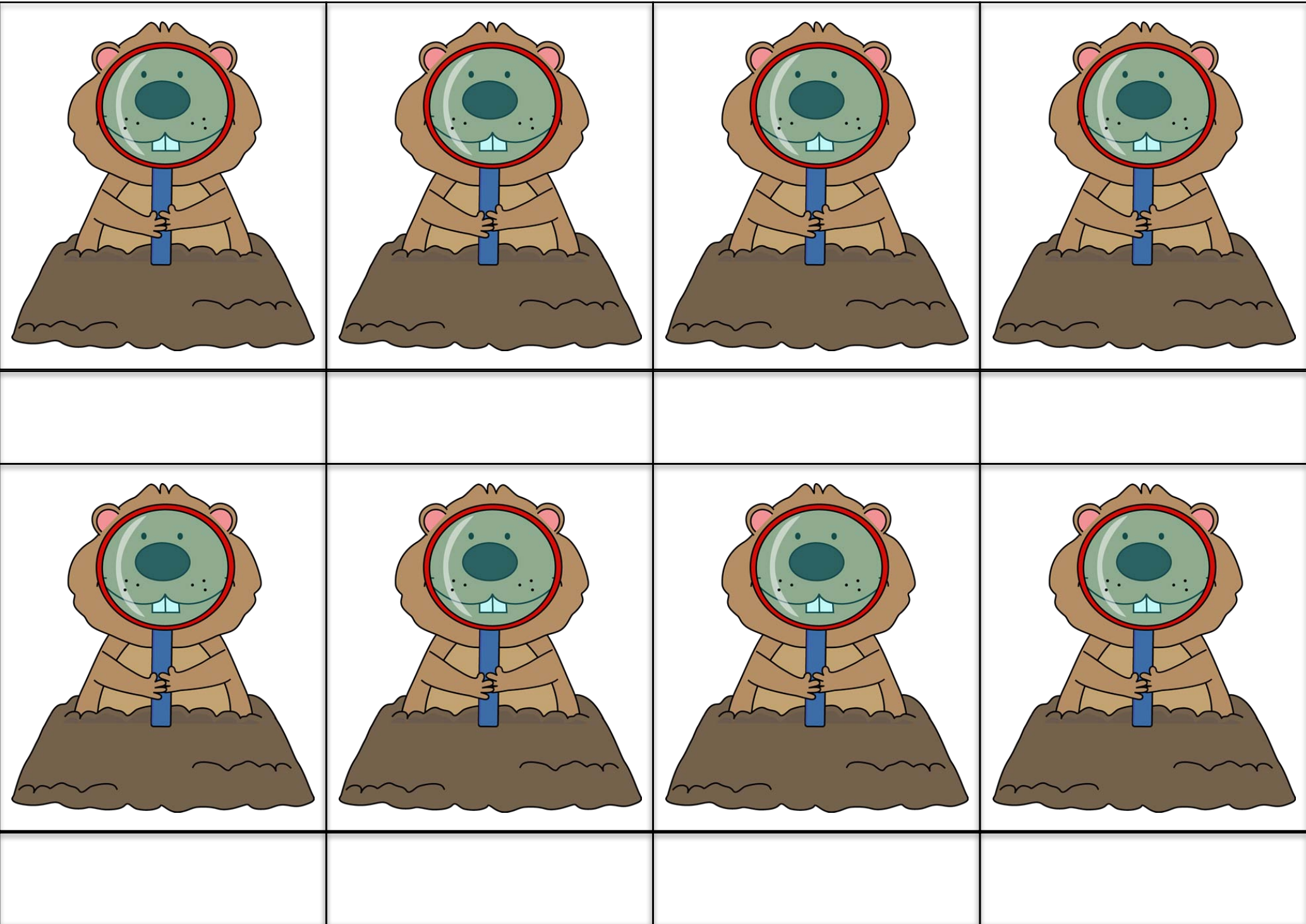
octagon

 <p>heart</p>	 <p>star</p>		
heart	star		
			













predict

shadow

spring



winter

burrow

weather



emerge



guess



sun

emerge

guess

sun



groundhog



Pennsylvania



February

groundhog

Pennsylvania

February



Phil

spy

six



weeks

more

retreat



up

down


warm



hide

disappear

Punxsutawney



temperature

underground

warm



sleep

woodchuck

animal



see



sign



watch

see

sign

watch



tradition



sunny



tunnel

tradition

sunny


tunnel



holiday

look

mammal



omen

rodent

second



hibernate



cold



cloudy

hibernate

cold

cloudy



chilly



den



hole

chilly

den

hole



forecast

asleep


awake




disturb

day


dark




Kaboom!




Kaboom!




Kaboom!



Kaboom!



Kaboom!




Kaboom!





My Groundhog Word Booklet

By: _____



My Groundhog Word Booklet

By: _____






What can you do with the traceable word cards?











- Print and laminate and put on a split ring and use as flashcards for your students.
- Print and laminate and sprinkle them on the floor. Have students collect the cards before the timer rings. Have students organize them by counting or alphabetizing the cards.
- Run off sets on two different colors of paper so that you can make Memory Match games. This will make the game easier to play and expedite time.
- Put a set in a bag, basket or box and have students pull out a card and read it. If they can't, they are out of the game.
- Add "bomb" cards and play "Kaboom". Students take a card out of the container. Teacher calls on a student to start the game, that child reads their word card and calls on another student. If they have a bomb card, everyone yells "Kaboom" and both children are out of the game.
- Run off copies of the cards for your students. They trace the words, cut out the cards, and add a cover to make Itty Bitty booklets so they can share them with their families and reinforce lessons learned at school.
- Play "I Have, Who Has?" Teacher has a list of words and posts them on the board. (S)he says: *"I have ___, who has ___?"* That student continues by showing their card and asking for the next word on the list. You can spice this game up by adding the "Kaboom" cards.
- Have students choose a partner and play "Speed" against them. Each child has a set of cards that is in the same order as their partner's. They place them face down. They say 1-2 flip and then

flip a card over. The first one to read it takes the cards. The student with the most cards wins.












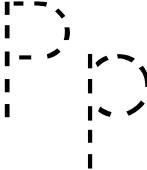



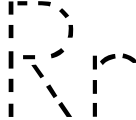



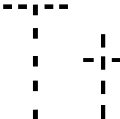
- Make mini posters out of the cards and display them on the wall. Play I'm Thinking of a Number/Letter. The teacher or student gives clues about the words. Students look at the poster and try to figure out which one they are talking about. i.e., *"I'm thinking of a word that has 5 letters in it. It has 2 vowels and 2 consonants and would come after the word _____ if you alphabetized it."*
- Play Mystery Word. Use the cards as mystery cards. Choose one each day to hide behind a question mark poster that you have hanging on the board. Ask students to guess what WOW (word of the day) they think is hiding behind the question mark by giving clues like the above.
- Have students put the cards in alphabetical order.
- If you think of other ways to use the cards, I'd enjoy hearing from you, so I can add them to this list. diane@teachwithme.com












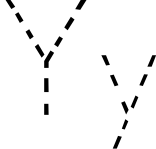

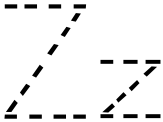




Challenge word flashcards for Groundhog Day Slap Game

 Aa	 Bb
 Cc	 Dd
 Ee	 Ff
 Gg	 Hh
 Ii	 Jj

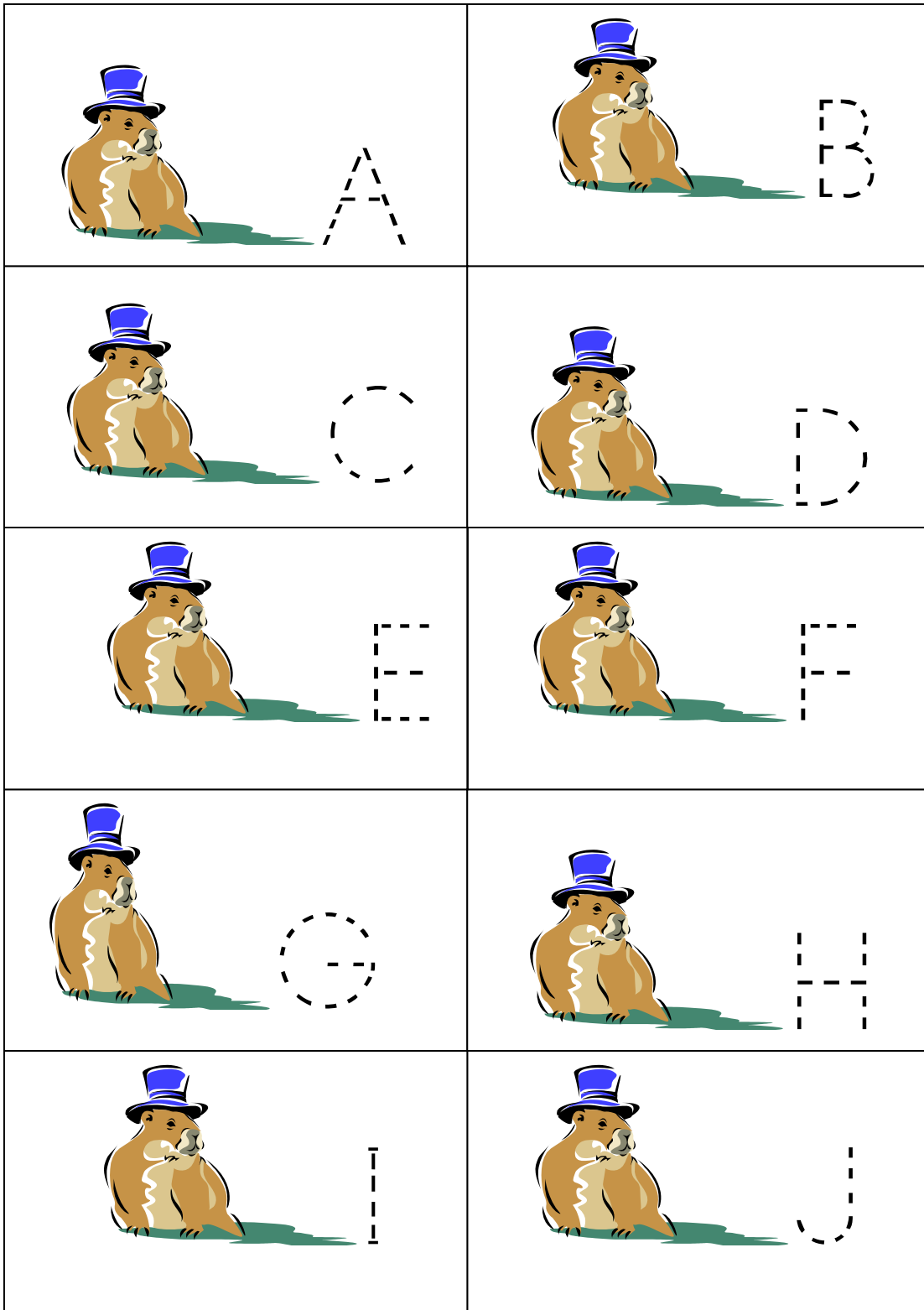
Challenge word flashcards for Groundhog Day Slap Game












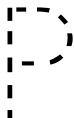








Challenge word flashcards for Groundhog Day Slap Game

















Challenge word flashcards for Groundhog Day Slap Game














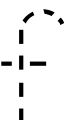








Challenge word flashcards for Groundhog Day Slap Game





















Challenge word flashcards for Groundhog Day Slap Game

















Challenge word flashcards for Groundhog Day Slap Game

Challenge word flashcards for Groundhog Day Slap Game

Challenge word flashcards for Groundhog Day Slap Game



Alphabet Cards


What else can you do with alphabet cards?

- Cut them up and use them as puzzles.
- Print and laminate and put on a split ring and use as flashcards for your students.
- Print and laminate and sprinkle them on the floor. Have students collect the cards before the timer rings. After the timer rings, have students gather on the carpet and sequence the cards. You can put upper and lowercase letters together, or sequence 2 separate lines. To reinforce recognition, call on children to share a letter that they found.
- Run off sets on two different colors of paper so that you can make **Memory Match** games. This will make the game easier to play and expedite time.
- Students can either match lowercase letters to uppercase letters or upper to upper and lower-to-lower.
- Put a set in a bag, basket or box and have students pull out a card and read the letter. If they can't, they are out of the game.
- You can also have them start saying the ABC's from that letter.
- They can pick a card and tell if it is a consonant or vowel.
- They can pick a card and give a word that starts with that letter.
- They can pick a card and give a student's name that starts with that letter. If there are none, they say zero.
- They can pick a card and give the sound(s) the letter makes.
- Put some Kaboom bomb cards in the container along with a set of upper and lowercase letter cards.
- Children take 2 cards out of the basket. Teacher calls on the student who has the uppercase letter A to start the game, that











child reads their letter card and asks for the lowercase matching card.

- That child with that card reads it and gives their card to that child. They then read their other card and ask for their match.
- Play continues 'til all of the cards are gone.
- When the bomb cards are added, a child must use the bomb Kaboom card when they are called on for a match.
- They show the bomb card, everyone yells "Kaboom" and both children are out of the game.
- Run off copies of the cards. Students cut out the cards, put them in order, and staple on a construction paper cover, to make an Itty Bitty flip booklet, that they can share them with their families to reinforce lessons learned at school.
- Collating their books is a great way to sequence the letters.
- Play ***"I Have, Who Has?"***
- Make sure you have only enough pairs of cards so that things come out equal to the number of students present that day.
- One student starts and says: ***"I have 'uppercase A' who has lowercase a?"*** The child with the lowercase letter card gives that child their card.
- Play continues 'til all of the cards are gone.
- You can spice this game up by adding the "Kaboom" cards to this game as well.
- Have students choose a partner and play "Speed" against them.
- Each student mixes up their cards. Together they say, ***"Ready-Set-Go!"***
- Each student puts their cards in ABC order. The 1st one to do so is the winner.
- Another version of "Speed" is the following: Each child has a set of cards that is in the same order as their partner's. They place them face down. They say 1-2 flip and then flip a card over. The first one to read the card takes the cards. The student with the most cards wins.
- Students mix up their pack of cards, and reinforce vowels and consonants.
- Students take turns flipping over cards. The first one to say whether it is a vowel or consonant gets the card.











- You could also play that they have to give a word that begins with that letter. i.e. A student flips over the B card, one of the children exclaims: :”Boy!” they get the card.
- Display the cards on the wall in ABC order. Each day take a “mystery” letter away. Choose a different child each day to guess which letter is missing.
- As students become familiar with the letters, jumble them up instead of keeping them in ABC order.
- Use them as flashcards.
- Use them as pocket cards.
- Place a card behind a seasonal shape on your white board and choose a child to guess what letter the mouse has stolen today.
- Sort vowels and consonants.
- Sort upper and lowercase letters.
- Use them in **Daily 5** for “Word Work” & have students make CVC words, word wall words, spelling words, spell their name etc.
- I’ve given you a blank template so that you can program it with whatever else you may think of: numbers, shapes, equations etc.
- If you think of more ideas, I’d enjoy hearing from you:
diane@teachwithme.com



Challenge word flashcards for Groundhog Day Slap Game











 5	 10
 15	 20
 25	 30
 35	 40
 45	 50

Challenge word flashcards for Groundhog Day Slap Game

 55	 60
 65	 70
 75	 80
 85	 90
 95	 100











My Counting By 5's Itty Bitty Booklet	My Counting By 5's Itty Bitty Booklet
My Counting By 5's Itty Bitty Booklet	My Counting By 5's Itty Bitty Booklet
My Counting By 5's Itty Bitty Booklet	My Counting By 5's Itty Bitty Booklet
My Counting By 5's Itty Bitty Booklet	My Counting By 5's Itty Bitty Booklet
My Counting By 5's Itty Bitty Booklet	My Counting By 5's Itty Bitty Booklet

Challenge word flashcards for Groundhog Day Slap Game

 10	 20
 30	 40
 50	 60
 70	 80
 90	 100




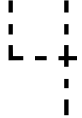





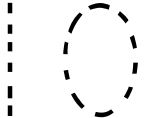



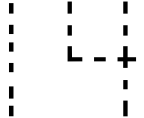





My Counting By 10's Itty Bitty Booklet	My Counting By 10's Itty Bitty Booklet
My Counting By 10's Itty Bitty Booklet	My Counting By 10's Itty Bitty Booklet
My Counting By 10's Itty Bitty Booklet	My Counting By 10's Itty Bitty Booklet
My Counting By 10's Itty Bitty Booklet	My Counting By 10's Itty Bitty Booklet
My Counting By 10's Itty Bitty Booklet	My Counting By 10's Itty Bitty Booklet

Challenge word flashcards for Groundhog Day Slap Game

 1	 2
 3	 4
 5	 6
 7	 8
 9	 10











My Counting Itty Bitty Word Card Booklet	My Counting Itty Bitty Word Card Booklet
My Counting Itty Bitty Word Card Booklet	My Counting Itty Bitty Word Card Booklet
My Counting Itty Bitty Word Card Booklet	My Counting Itty Bitty Word Card Booklet
My Counting Itty Bitty Word Card Booklet	My Counting Itty Bitty Word Card Booklet
My Counting Itty Bitty Word Card Booklet	My Counting Itty Bitty Word Card Booklet

Challenge word flashcards for Groundhog Counting by 2's


 	 
 	 
 	 
 	 
 	

My Counting By 2's Itty Bitty Booklet	My Counting By 2's Itty Bitty Booklet
My Counting By 2's Itty Bitty Booklet	My Counting By 2's Itty Bitty Booklet
My Counting By 2's Itty Bitty Booklet	My Counting By 2's Itty Bitty Booklet
My Counting By 2's Itty Bitty Booklet	My Counting By 2's Itty Bitty Booklet
My Counting By 2's Itty Bitty Booklet	My Counting By 2's Itty Bitty Booklet

Challenge word flashcards for Groundhog Counting by 3's

 3	 6
 9	 12
 15	 18
 21	 24
 27	 30

My Counting By 3's Itty Bitty Booklet	My Counting By 3's Itty Bitty Booklet
My Counting By 3's Itty Bitty Booklet	My Counting By 3's Itty Bitty Booklet
My Counting By 3's Itty Bitty Booklet	My Counting By 3's Itty Bitty Booklet
My Counting By 3's Itty Bitty Booklet	My Counting By 3's Itty Bitty Booklet
My Counting By 3's Itty Bitty Booklet	My Counting By 3's Itty Bitty Booklet













Run off and have students color each groundhog a different color to match the color words.

TeachWithMe.com

Clipart by mycutegraphics.com

blank flashcards for groundhog colors colors

blank flashcards for groundhog colors colors



Challenge word flashcards for colors

red	orange
yellow	green
blue	purple
pink	black
brown	white

blank flashcards for

My Color Itty Bitty Word Card Booklet	My Color Itty Bitty Word Card Booklet
My Color Itty Bitty Word Card Booklet	My Color Itty Bitty Word Card Booklet
My Color Itty Bitty Word Card Booklet	My Color Itty Bitty Word Card Booklet
My Color Itty Bitty Word Card Booklet	My Color Itty Bitty Word Card Booklet
My Color Itty Bitty Word Card Booklet	My Color Itty Bitty Word Card Booklet

Shape Word Cards

oval	heart
triangle	rectangle
square	circle
pentagon	hexagon
octagon	My Itty Bitty Book Of Shape Words

Shape Word Cards

star

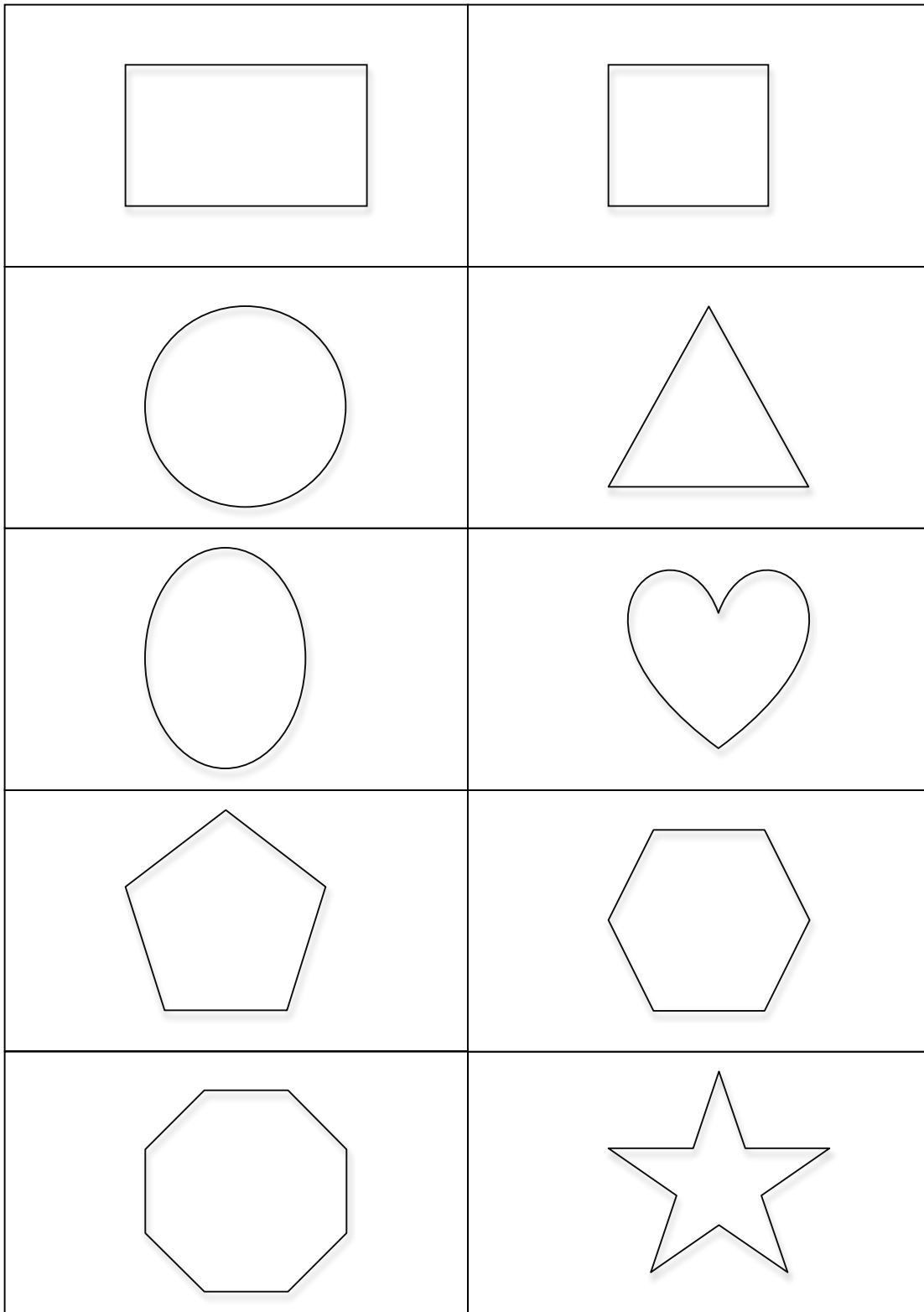
shapes

groundhog

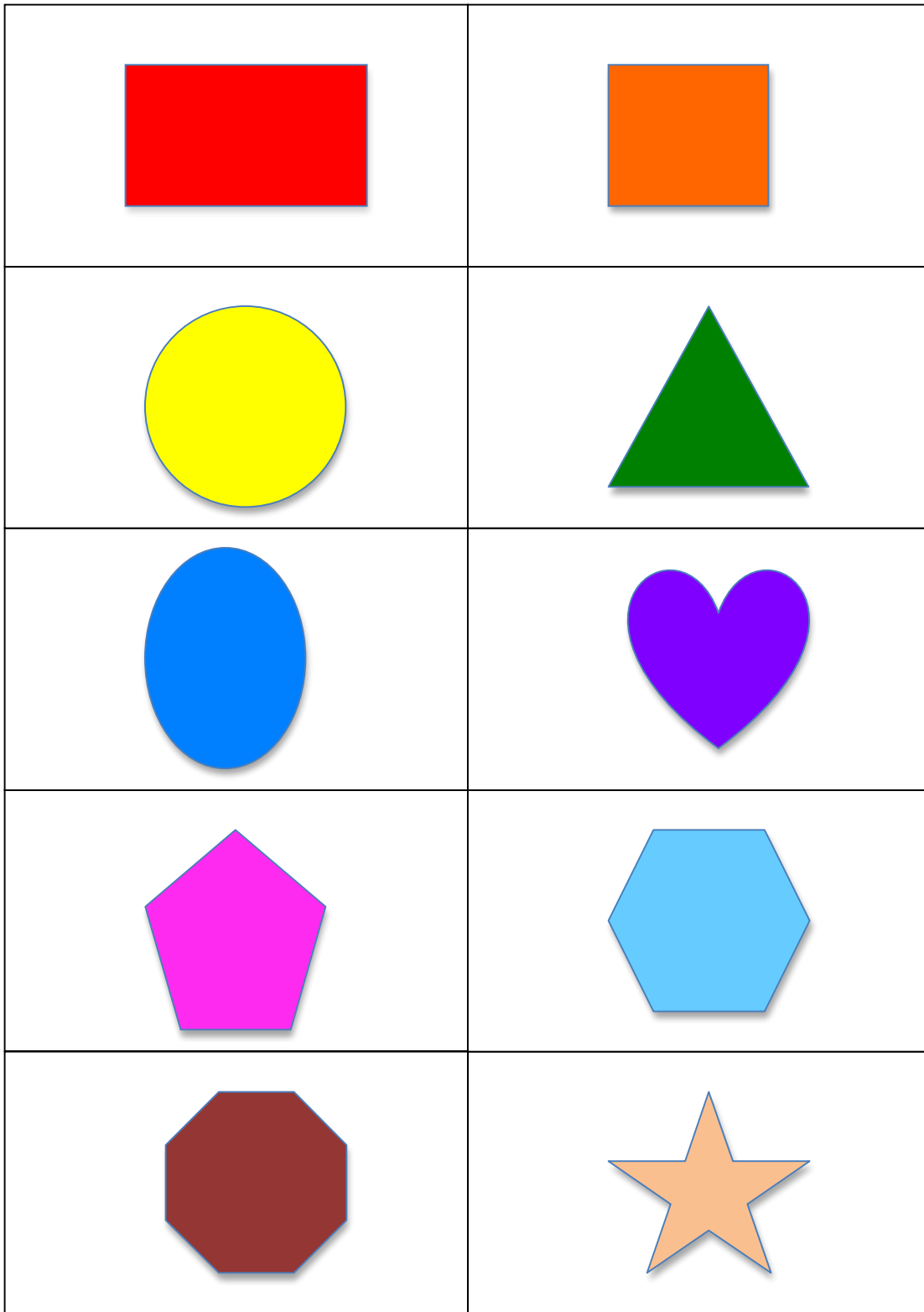


My Itty Bitty
Book Of Shape
Words











Shape Pictures




Shape Pictures



Challenge word flashcards for Groundhog Day Slap Game





Congratulations!

is a great groundhog flashcard slapper!

Teacher: _____

Date: _____



Congratulations!

is a great groundhog flashcard slapper!

Teacher: _____

Date: _____

