








Things we know about apples.



Things we want to know about apples.

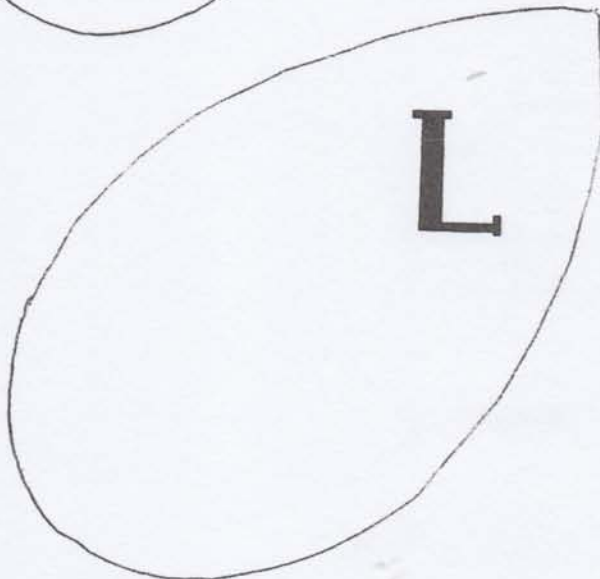



Things we learned about apples.



## Apple Leaf Patterns

Print leaves off on green  
construction paper.  
Glue to the appropriate apple.



Color the apples red, yellow and green.

## My Personal KWL For apples

**K**

2 things  
I know about apples:


**W**

2 things  
I want to know  
about apples:

**L**

2 things  
I learned  
about  
apples:





K My personal KWL for our pumpkin study.


K	W	L
They are orange. They have seeds. You carve them.	Do they float? What's the biggest one ever grown?	They can also be yellow, green, blue, red and white! They float! A "tonkin" holds the record at 2,009 pounds in 2012 in Rhode Island!

Name: Kelli

TeachWithMe.com  
Pumpkin clip art by djinkers.com




Run off on orange construction paper. Attach the pumpkins with a green crepe paper vine. Hang on your board. Brain storm with your students about pumpkins. Tot down what they KNOW on the K pumpkin, WHAT they'd like to learn about pumpkins on the W pumpkin, and finally at the end of your studies, what they LEARNED about pumpkins on the L pumpkin.

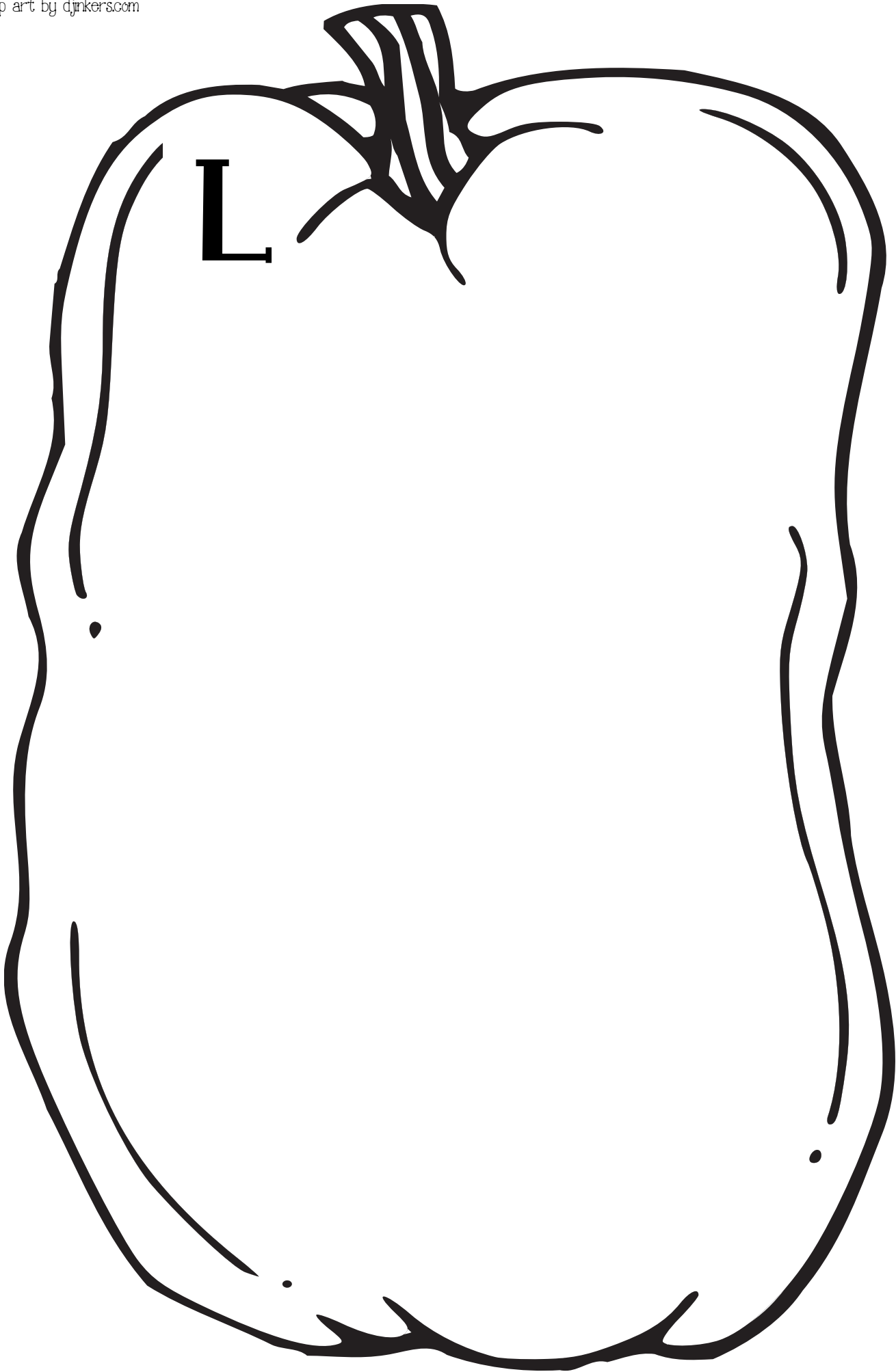




Run off on orange construction paper. Attach the pumpkins with a green crepe paper vine. Hang on your board. Brain storm with your students about pumpkins. Tot down what they KNOW on the K pumpkin, WHAT they'd like to learn about pumpkins on the W pumpkin, and finally at the end of your studies, what they LEARNED about pumpkins on the L pumpkin.









# KWL pumpkin tags.

Print off on white paper and then glue onto green construction paper. Punch a hole on the left and using a green pipe cleaner, twist onto your pumpkins.

**What we KNOW  
about pumpkins.**

**What we WANT to learn  
about pumpkins.**

**What we LEARNED about  
pumpkins.**



**K**


My personal KWL for our pumpkin study.

**W**

**L**

**Name:**





**Here's what we know about leaves . . .**





**Here's what we want to know about leaves . . .**





**Here's what we learned about leaves . . .**




# My Personal KWL For Leaves

2 things I know  
about leaves:

2 things I'd like to  
know about  
leaves:


2 things I learned  
about leaves:






**Here's what we know about bats . . .**







Here's what we want to learn about bats . . .




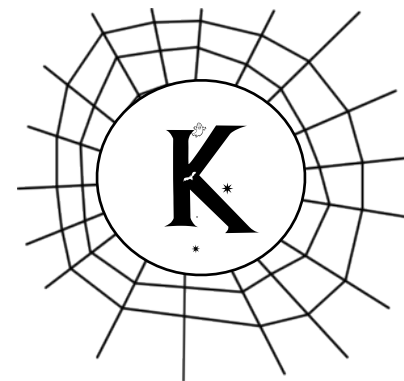


Here's what we learned about bats . . .


# My Personal KWL For bats





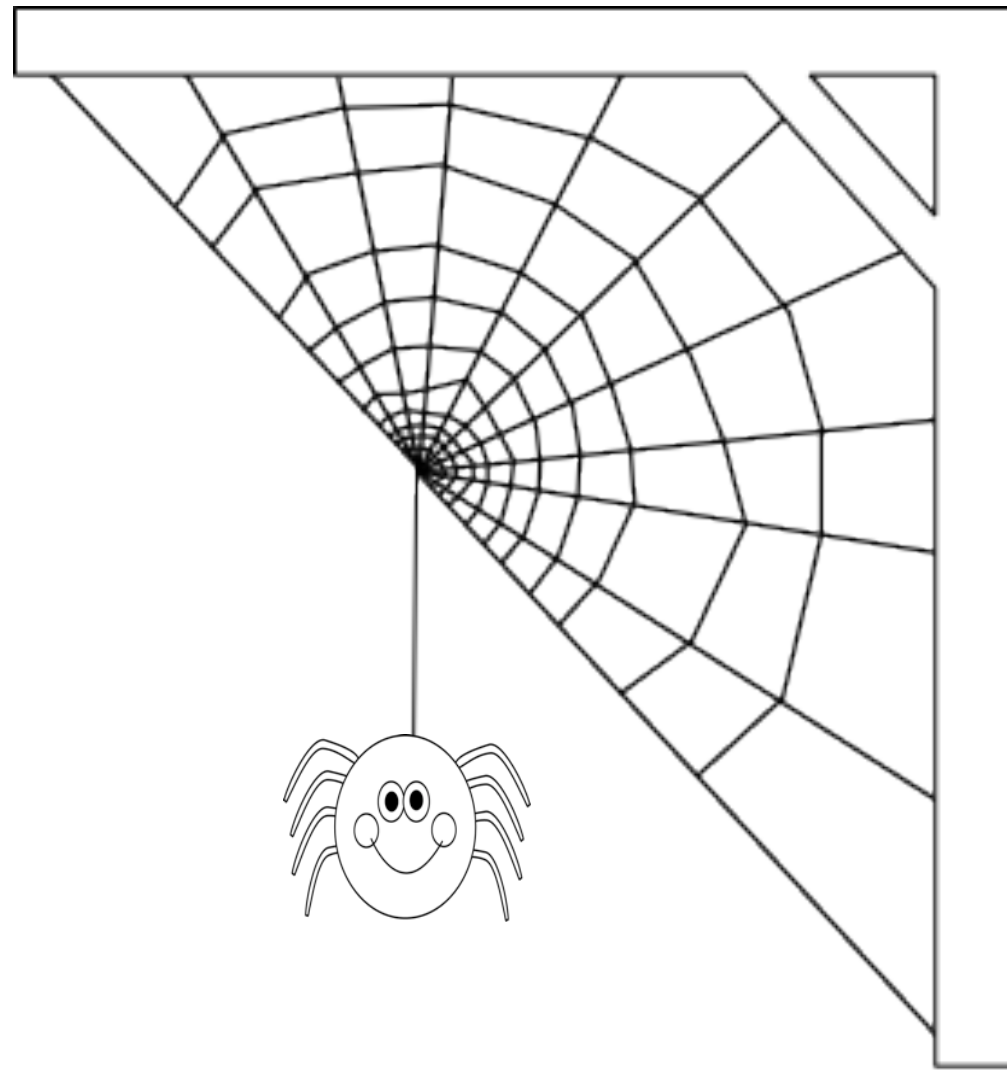
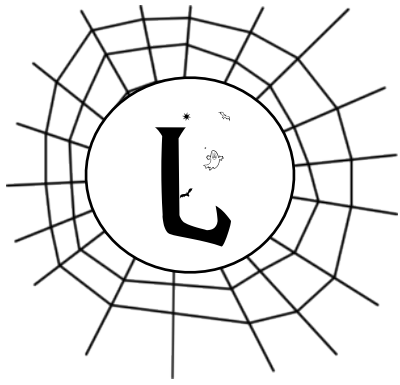


**Here's what we know about spiders . . .**



**Here's what we want to know about spiders . . .**






**Here's what we learned about spiders . . .**

**2 things I know  
about spiders:**


# **My Personal KWL For Spiders**




**2 things I'd like to  
know about  
spiders:**

**2 things I learned  
about spiders:**









Here's what we want to know about turkeys ...







Here's what we learned about turkeys ...



Here's what we know about turkeys ...







Here's what we learned about turkeys ...



# My personal KWL for turkeys

K

2 things I  
know about turkeys:


W

2 things  
I want to  
know about turkeys:

L


2 things  
I learned  
about turkeys:

Things we know about pilgrims: Run off  
on brown construction paper. Add  
silver glitter for the buckle.






Things we want to know about pilgrims:  
Run off on brown construction paper.  
Add silver glitter for the buckle.




Things we learned about the pilgrims:  
Run off on brown construction paper.  
Add silver glitter for the buckle.






# My personal KWL for Pilgrims

2 things I  
know about Pilgrims:



W

2 things  
I want to  
know about Pilgrims:



2 things  
I learned  
about Pilgrims

L

