


Fall Count By 1's or 10's Number Puzzles or Flip Books





October Number Puzzle Directions

A quick, easy and fun way to get your kiddo's sequencing numbers is via a number puzzle.

One of my Y5 report card standards was to be able to put a puzzle together, so this was especially beneficial.

Print off the puzzles on construction paper, or card stock, laminate and trim.

Keep each puzzle in its own Ziplock Baggie.

Pass them out to your students and set a timer.

See who can complete their puzzle the fastest.

When they are done with one, they may exchange theirs with another student who has a different one.

You can use these each year, or skip the lamination and give each child a puzzle to take home.

They can cut their own strips, mess them up and put them together.

Another thing you can do with the puzzles is make a puzzle flip book. I used 3 puzzles for my booklet. Print the puzzles, cut out the strips. They should each have a pile of strips 1-10. Lay the number strips for each puzzle on top of each other, so that the number one strip is at the top. Now make piles of all of the number one pieces, then a pile of the number 2 pieces etc. Arrange the pieces so that when you make your flip book, the flipped pages will view a different puzzle strip. Glue just the number portion to the top of the 1-10 or count by 10's, puzzle template. Children flip the pages to find the matching pieces for each puzzle.

1

2

3

4

5

6

7

8

9

10



10	20	30	40	50	60	70	80	90	100
----	----	----	----	----	----	----	----	----	-----

Clip art by Laura Strickland



1

2

3

4

5


6

7

8

9

10



10	20	30	40	50	60	70	80	90	100
----	----	----	----	----	----	----	----	----	-----

Clip art by Laura Strickland



1

2

3

4

5


6

7

8


9

10



10	20	30	40	50	60	70	80	90	100
----	----	----	----	----	----	----	----	----	-----

Clip art by Laura Strickland



1

2

3

4

5

6

7

8


9

10



10	20	30	40	50	60	70	80	90	100
----	----	----	----	----	----	----	----	----	-----

Clip art by Laura Strickland



1

2

3

4

5

6

7

8


9

10



10	20	30	40	50	60	70	80	90	100
----	----	----	----	----	----	----	----	----	-----

Clip art by djinkers



1

2

3

4

5

6

7

8

9

10

Clip Art By djinkers.com



10	20	30	40	50	60	70	80	90	100
----	----	----	----	----	----	----	----	----	-----

Clip art by djinkers.com



1

2

3

4

5


6

7

8


9

10



10	20	30	40	50	60	70	80	90	100
----	----	----	----	----	----	----	----	----	-----

Clip art by djinkers



1

2

3

4

5

6

7

8

9

10



10	20	30	40	50	60	70	80	90	100
----	----	----	----	----	----	----	----	----	-----

Clip art by Laura Strickland



1

2

3

4

5

6

7

8

9

10



10	20	30	40	50	60	70	80	90	100
----	----	----	----	----	----	----	----	----	-----

Clip art by Laura Strickland



1

2

3

4

5

6

7

8

9

10



10	20	30	40	50	60	70	80	90	100
----	----	----	----	----	----	----	----	----	-----

Clip art by Laura Strickland



1

2

3

4

5

6

7

8

9

10



10	20	30	40	50	60	70	80	90	100
----	----	----	----	----	----	----	----	----	-----

Clip art by Laura Strickland



1

2

3

4

5




6

7

8

9

10



10	20	30	40	50	60	70	80	90	100
----	----	----	----	----	----	----	----	----	-----

Clip art by Laura Strickland



1

2

3

4

5

6

7

8

9

10

[illegible]