

My ABC Booklet

By _____



Cover clipart by Laura Strickland.

TeachWithMe.com

My ABC Booklet

By _____




Cover clipart by Laura Strickland.

TeachWithMe.com

Aa




a is for



Bb



b is for



Cc




c is for



Dd




d is for




Ee




e is for



Ff




f is for



Gg




g is for




Hh




h is for



Ii




i is for



j j




j is for



k k




k is for



l l




l is for




Mm



m is for




Nn




n is for



Oo




o is for



Pp




p is for



Qq



q is for



Rr




r is for



Ss




s is for



Tt




t is for



Uu




u is for



Vv



v is for




Ww




w is for



Xx




x is for



Yy



y is for



Zz




z is for













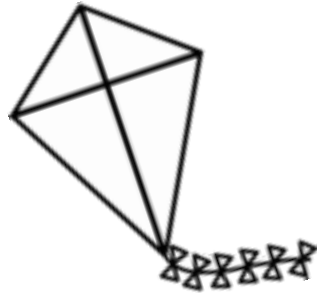





My name begins with

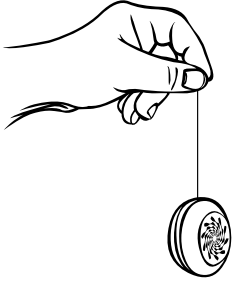








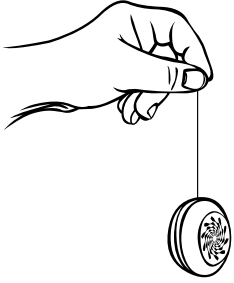

_____ is for






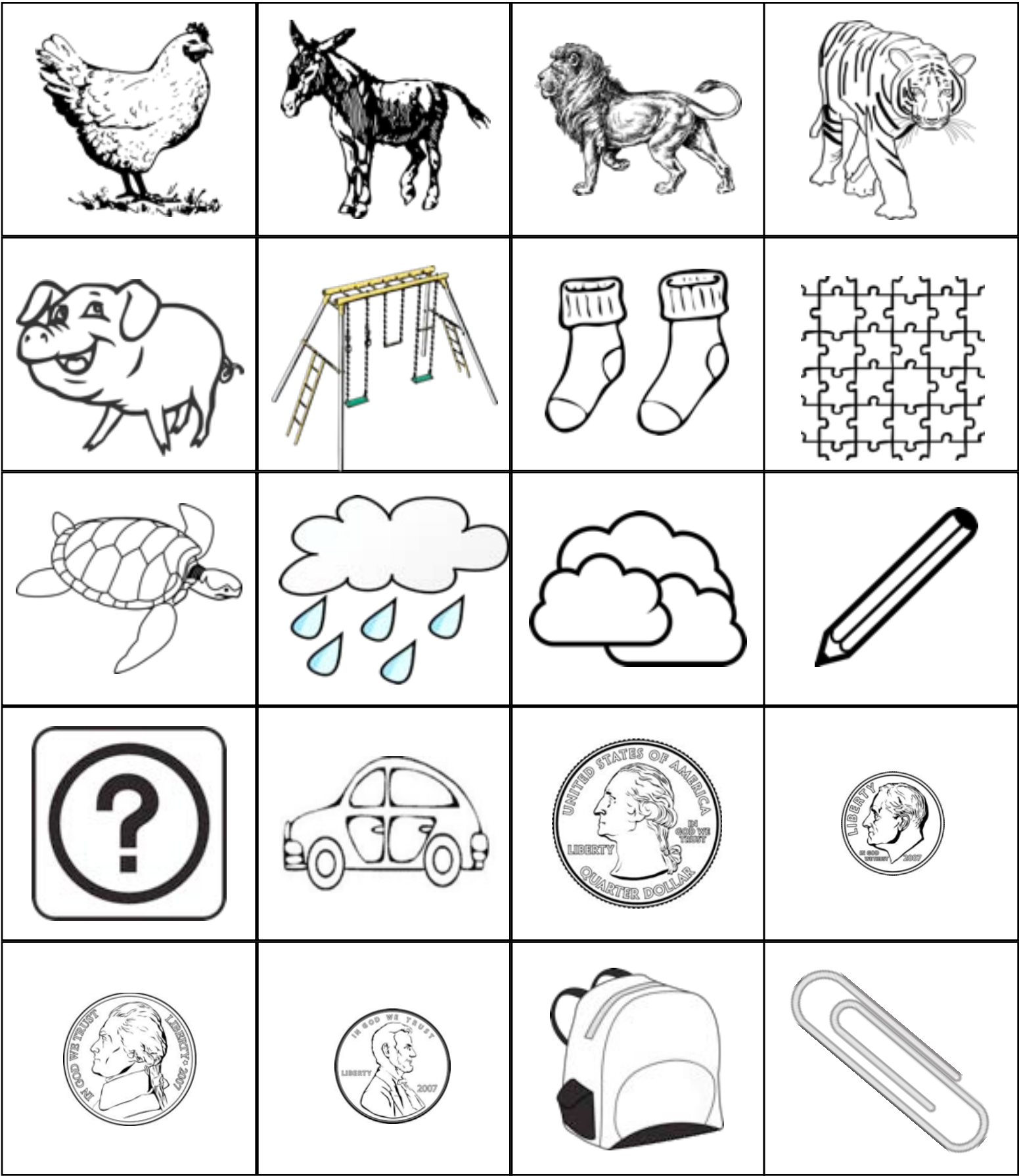








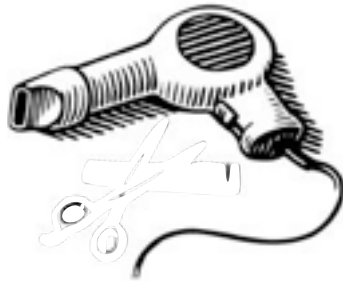
















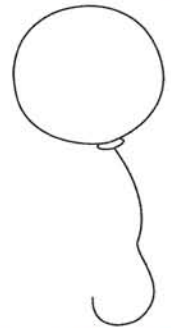
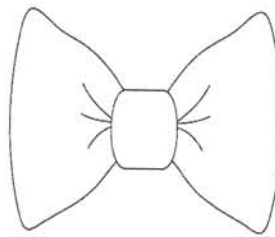
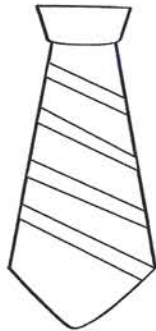
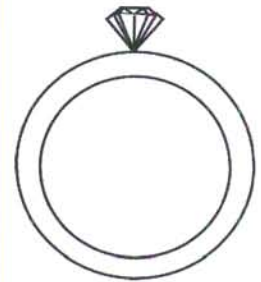
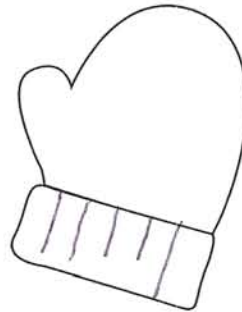





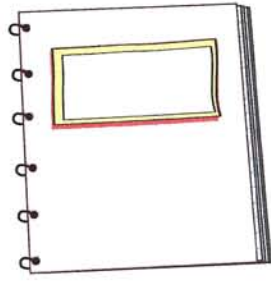
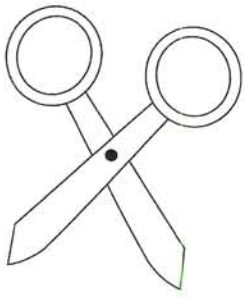












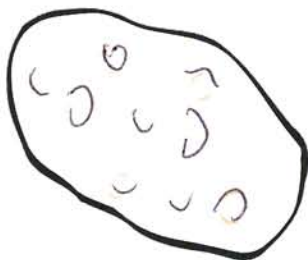


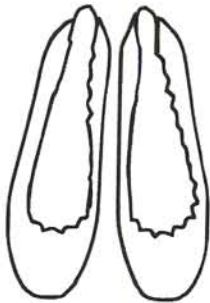
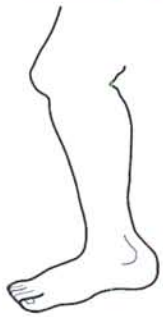




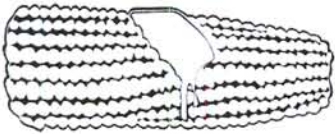
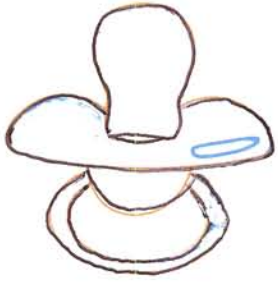
Clipart in the 1st 2 rows is by Laura Strickland.









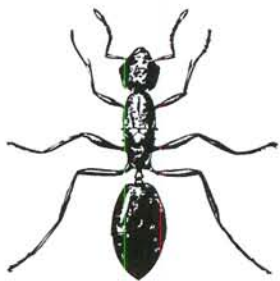



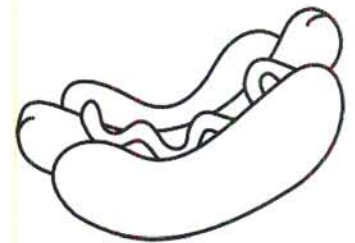



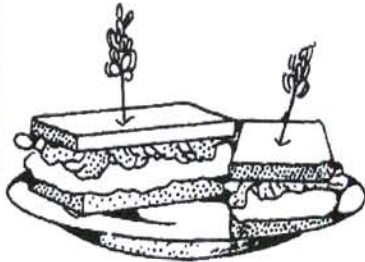
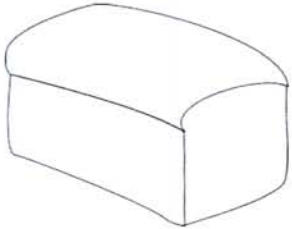
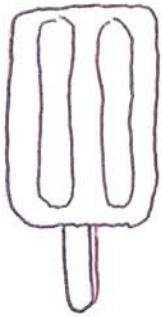














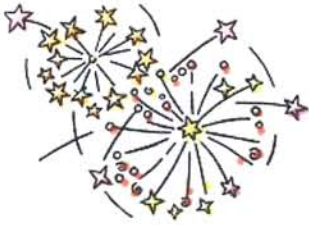



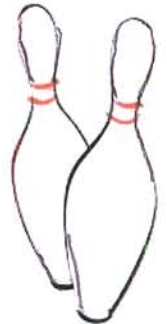




















violin, grater, ladle, onion,
pigeon, quince, orange,
dishtowel, picture, wind

			
			
			
	water, feet, arm, daisy, jester, tower, Viking, yawn, lollipop, nail		

0

1

2

3

4

5

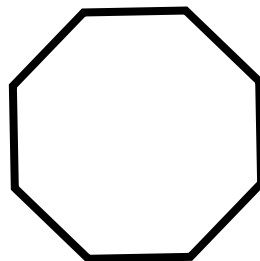
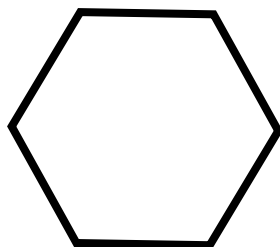
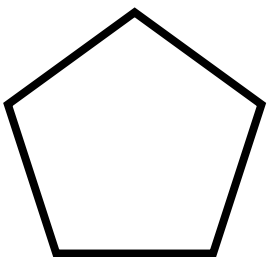





6

7

8

9

10



sled	snowmobile	sleigh	cornucopia
pilgrims	scarecrow	camera	bed
chair	table	lamp	utensils
forks	spoon	bowl	cup
plate	teapot	door	desk
window	bear	car	carrot
flower	fireplace	pot	wand
doll	bubbles	skeleton	haunted house
jack-o- lantern	fire extinguisher	golf cart	fire fighter

shamrock	quill	corn cob	broccoli
cauliflower	pineapple	reindeer	book
goose	peacock	wings	dove
feather	cake	ant	earth
moon	banana	shark	whale
lamb	sheep	kangaroo	bat
duck	rooster	Santa	tongue
gift	ornament	candy cane	lips
popsicle	pie	soda	juice

scissors	notebook	crayon	valentine
heart	monster	magnifying glass	soap
alligator	turtle	mitten	ring
watch	tie	bow	balloon
pancakes	candy	cupcake	egg
french fries	popcorn	grill	cherries
tooth	mustache	thumb	list
elf	gingerbread	nativity	ghost
candy corn	mummy	broom	spider

pizza	quilt	rope	saw
teacup	anchor	bus	computer
dinosaur	guitar	hat	island
Jack in the box	knife	ladder	mushroom
nut	owl	pumpkin	rhinoceros
sun	tree	underwear	vase
wagon	tent	dog	bird
boat	yacht	candle	cat
envelope	frog	rabbit	hand

ostrich	octopus	queen	rocket
rake	slide	unicorn	unicycle
umbrella	vacuum	vegetables	volcano
wheel	whistle	xylophone	x-ray
yo yo	zebra	zipper	zoo
ax	bear	car	carrot
flower	hammer	ice cream	raccoon
alien	astronaut	polar bear	UFO
lightning	barn	goat	farmer

Native American	turkey	ship	Mayflower
pilgrims	robots	football	helmet
easel	paint	paintbrush	microscope
test tubes	magnet	drum	elephant
fox	gate	glove	icicles
net	apple	ball	clock
dice	eagle	fish	glass
hammer	igloo	jacket	kite
lighthouse	mouse	needle	octopus

horse	squirrel	acorn	key
lantern	light bulb	can	jelly fish
hedge hog	ruler	hairdryer	comb
toothbrush	toothpaste	purse	bag
lunch box	globe	airplane	sail boat
train	van	truck	taxi
helicopter	bicycle	canoe	kayak
snowshoes	mountain	leaf	tractor
stop sign	music	recycle	moose

gorilla	seal	walrus	seahorse
tulip	rose	yarn	yak
buffalo	starfish	seashell	crab
anteater	chicken	donkey	lion
tiger	pig	swing set	socks
puzzle	rain	clouds	pencil
question mark	quarter	dime	nickel
penny	backpack	paperclip	safe
lock	tub	children	costume














worm	monkey	hippo	fireworks
beaver	leprechaun	United States	map
mop	mug	calendar	letter
milk	money	nest	paper
school	logs	wood	robin
fly	fan	paw prints	skunk
hay	ham	flag	rug
bug	rat	grasshopper	birthday
top	pin	pins	box







fire	fire hydrant	fire truck	hose
basket	ice cube	baseball glove	hockey
bowling	tennis	golf	eyes
ear	nose	leg	girl
boy	glasses	dress	shoes
shirt	pants	bathing suit	scarf
marshmallow	skirt	life jacket	potato
pretzel	chain	cap	arrow
baby	bottle	pacifier	bell














pirate	trick or treaters	turkey dinner	corn
spaceship	flying saucer	manger	spider
animals	dish dishes	fruit	soccer
clothes	octagon	pentagon	square
rectangle	hexagon	circle	oval
triangle	dish	vinegar	zucchini
yams	cheese	dominoes	grater
hive	violin	rolling pin	zipper
oranges	pitcher	leaves	mushrooms

onions	ladle	pinwheels	leaves
spaceship	rolling pin	pigeon	leaf
quince	rainbow	head	face
farm	home	picture	wind
water	feet	arm	crown
daisy	fish	jester	roller skates
snake	tower	Viking	yawn
lollipop	nail		







[illegible]


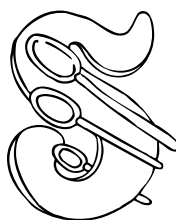
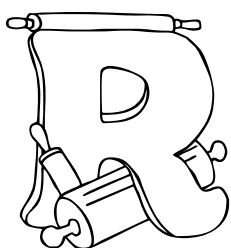

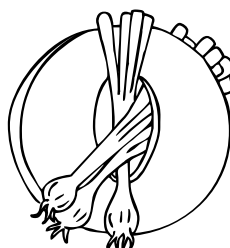
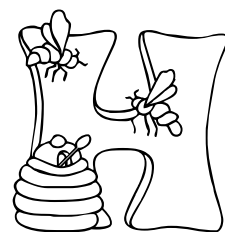


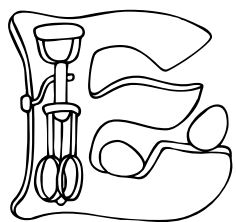

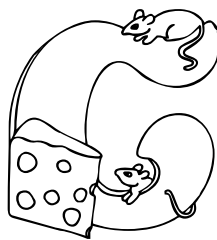



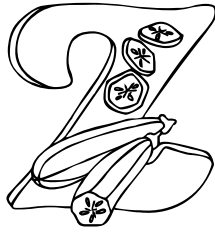
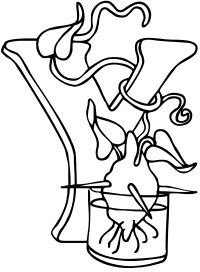


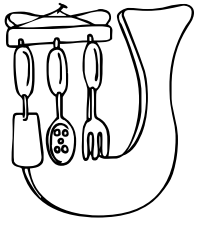
			
			

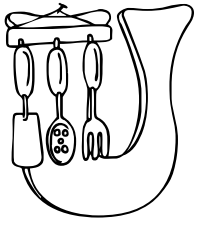



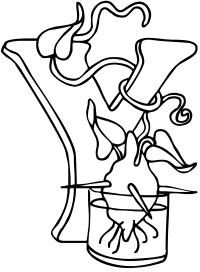
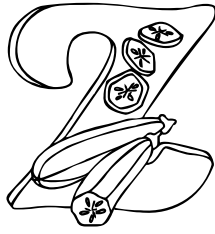






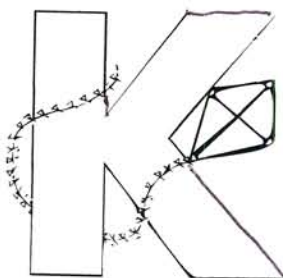
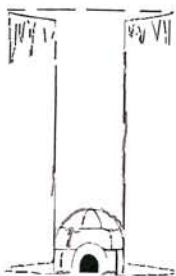
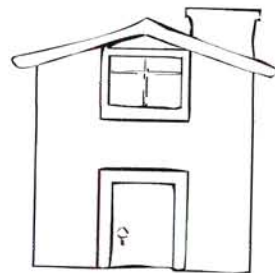

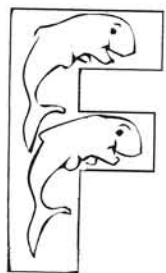




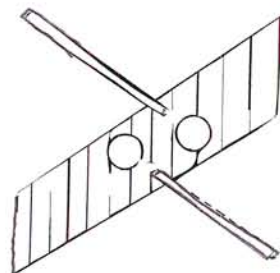
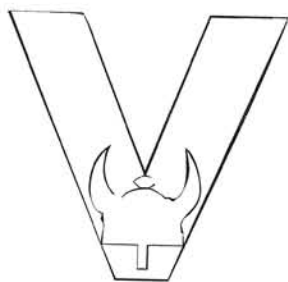
			
			


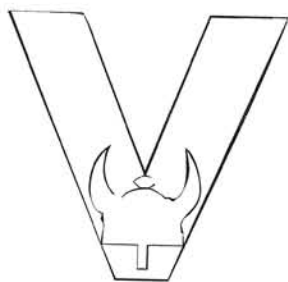

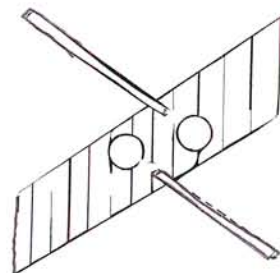









			
			















A

B

C

D

E

F

G

H

I

J

K

L

M

N

O

P

Q

R

S

T

U

V

W

X

Y

Z

a

b

c

d

e

f

g

h

i

j

k

l

m

n

o

p

q

r

s

t

u

v

w

x

y

z

Aa

Bb

Cc

Dd

Ee

Ff

Gg

Hh

Ii

Jj

Kk

Ll

Mm

Nn

Oo

Pp

Qq

Rr

Ss

Tt

Uu

Vv

Ww

Xx

Yy

Zz

vowels

consonants

winter

spring

summer

fall

I like

I don't like

school

food

animals

sports

big

little

hard

soft

insects

furniture

indoors

outside

hot

cold

furniture

weather

fruit

vegetable

farm animals

wild animals

coins

transportation

clothing

body

CONGRATULATIONS

did a great job on her alphabet work!



TeachWithMe.com

CONGRATULATIONS

did a great job on his alphabet work!



TeachWithMe.com



Alphabet Picture Cards

©TeachWithMe.com

How To Use The Picture Cards

Directions:

- There are quite a few things you can do with these mini picture cards.
- Run them off and laminate several sets to use as whole group and center activities.
- Gather students on the carpet and review the names of all of the pictures.
- Explain that the picture begins with a letter of the alphabet and that all letters have different sounds.
- Model a card so that they know what to do.
- i.e. "B ba ball."
- You can laminate the entire sheet of cards for easy explanation and access.
- You can also make a flashcard set, cut them out and put them on a split ring.
- Do the same thing with the words. Ask students what letter the word starts with and what sound that letter makes.
- After you have reviewed the pictures and words with your students they can then play all sorts of games with them.

Sorting:

- Run off and laminate several sets of the sorting mats.

- Read and explain what each mat says and how to play the sorting game.
- Have students match the pictures and then later the words to the appropriate letter on the sorting mat.
- Students can also sort the pictures into various groups.
- i.e. They can find all of the animal cards and then sort them into the two categories: farm animals and wild animals.
- Have students work at the same table so that they can share the cards. When they have used all of the cards they can, have them raise their hand so that you can check their work. If you find any inconsistencies ask them why they put that card onto that sorting mat.
- You'll be surprised at the reasons why students do what they do, many times coming up with a correct way to sort that you haven't thought of.

Play "I Have; Who Has?"

- Choose the number of picture and matching word cards for however many students you have that day. You can also add letter cards.
- Put them in a basket or bag and have each child choose a card.
- Begin by saying ***"I have the B ba ball picture. Who has the ball word or B letter?"***

Make ***Memory Match*** games.

- Choose different colors for each set, run off and laminate.
- Students can match letters to pictures, or words to pictures, letters to words, pictures to pictures, letters to letters or words to words.

Speed

- Children choose a partner and a set of words, letters or pictures and see who can arrange them in alphabetical order the fastest. They don't have to play with all of the letters at first. Have them choose 5 or 6 from the pile. They also need not have the same cards as their partner. Have students raise their hand for you to check their work.

Independent work.

- Students can lie on their tummies to help increase upper body strength and make a long line of alphabet letters, picture cards or words, as they arrange them in ABC order. If time permits have them incorporate a matching row. i.e. the child chose letters. Underneath the letters he can make a matching row of pictures. The apple picture would go under the a letter card etc. They can also find and use the matching word cards.

Word Wall

- Color a set and hang them on your Word Wall.

Personal Sets:

- Run off a set for a child who is struggling. Send it home for them to color and play the games with their parents.

ABC Dictionaries.

- Run off several sets, and cut them apart.
- Have students choose their favorite picture for each letter.
- Have them color the pictures and glue them to their alphabet booklet tracing and writing the letters and then writing the word that goes with the picture.
- This is a great **Daily 5** “Word Work” activity that can last for several weeks if you do a few letters a day.

I’ve also included the tip sheet from my traceable word card activity for more ideas that can be done with these cards too.






What can you do with the traceable word cards?










- Print and laminate and put on a split ring and use as flashcards for your students.
- Print and laminate and sprinkle them on the floor. Have students collect the cards before the timer rings. Have students organize them by counting or alphabetizing the cards.
- Run off sets on two different colors of paper so that you can make Memory Match games. This will make the game easier to play and expedite time.
- Put a set in a bag, basket or box and have students pull out a card and read it. If they can't, they are out of the game.
- Add "bomb" cards and play "Kaboom". Students take a card out of the container. Teacher calls on a student to start the game, that child reads their word card and calls on another student. If they have a bomb card, everyone yells "Kaboom" and both children are out of the game.
- Run off copies of the cards for your students. They trace the words, cut out the cards, and add a cover to make Itty Bitty booklets so they can share them with their families and reinforce lessons learned at school.
- Play "I Have, Who Has?" Teacher has a list of words and posts them on the board. (S)he says: "*I have ____, who has ____?*" That student continues by showing their card and asking for the next word on the list. You can spice this game up by adding the "Kaboom" cards.
- Have students choose a partner and play "Speed" against them. Each child has a set of cards that is in the same order as their partner's. They place them face down. They say 1-2 flip and then

flip a card over. The first one to read it takes the cards. The student with the most cards wins.

- Make mini posters out of the cards and display them on the wall. Play I'm Thinking of a Number/Letter. The teacher or student gives clues about the words. Students look at the poster and try to figure out which one they are talking about. i.e., *"I'm thinking of a word that has 5 letters in it. It has 2 vowels and 2 consonants and would come after the word _____ if you alphabetized it."*
- Play Mystery Word. Use the cards as mystery cards. Choose one each day to hide behind a question mark poster that you have hanging on the board. Ask students to guess what WOW (word of the day) they think is hiding behind the question mark by giving clues like the above.
- Have students put the cards in alphabetical order.
- If you think of other ways to use the cards, I'd enjoy hearing from you, so I can add them to this list. diane@teachwithme.com



Kaboom Template

Kaboom! 	Kaboom! 
Kaboom! 	Kaboom! 
Kaboom! 	Kaboom! 
Kaboom! 	Kaboom! 
Kaboom! 	Kaboom! 