




apple	ball
A a	B b
	
cat	dog
C c	D d

A to Z



Trace and then write the letters.

I spy my name: \_\_\_\_\_

A B C D E F G H I J

K L M N O P Q R S

T U V W X Y Z

I spy my favorite letter: \_\_\_\_\_

A to Z



Ee Vowels

TeachWithMe.com





unicorn



Identify the lowercase letters.

b d a c f h e

k j n l o m


q u r v z

Uppercase Letter Assessment

A		U
B		V
C		W
D		X
E		Y
F		Z
G		
H		
I		
J		
K		
L		
M		
N		
O		
P		
Q		
R		
S		
T		

goat

Choose 20 words and alphabetize them vertically from top to bottom.



apple  
cat  
doll  
door

house



lamp

kite

Date: \_\_\_\_\_

Letter Word Assessment.

A		U	
B		V	
C		W	
D		X	
E		Y	
F		Z	
G			
H			
I			
J			
K			
L			
M			
N			
O			
P			
Q			
R			
S			
T			

My ABC Puzzle Cards

A B

C D

X Y

Z

Name: \_\_\_\_\_


Dear \_\_\_\_\_

I assessed the letters of the alphabet today. Your child is having difficulty with the circled letters.

Please work with them on these letters so they can pass this standard.

Thanks in advance for helping your child to shine their brightest.

Educationally Yours,



Aa Bb Cc Dd Ee Ff Gg Hh  
Ii Jj Kk Ll Mm Nn Oo Pp  
Qq Rr Ss Tt Uu Vv  
Ww Xx Yy Zz

Fluttering by with a friendly "Hi"

CONGRATULATIONS

Aa Bb Cc Dd Ee Ff Gg Hh Ii  
Jj Kk Ll Mm Nn Oo Pp Qq Rr  
Ss Tt Uu Vv Ww Xx Yy Zz



did a great job matching uppercase letters to lowercase letters today!





apple

ball

A

a

B

b



cat

dog

C

c

D

d



elephant


flag

E

e

F

f



goat

house

G

g

H

h



igloo

jeep

I

i

J

j



kite

lamp

K

k

L

l



monkey



nut

M

m

N

n



octopus



pig

O

o

P

p



queen

ring

Q

q

R

r



school

tree

S

s

T

t



unicorn



violin

U

u

V

v



watch



x-ray

W

w

X

x



yo yo

zebra

Y

y

Z

z



My ABC  
Puzzle Cards

AB

CD

XY

Z

Name:





window



airplane



train



tractor



bicycle



table



scarecrow



motorcycle





coat



doll



farmer



feet



fire



leg



letter



milk





bells



birthday



boat



box



bread



cake



chair




chicken






whale



shark



jellyfish



crab



seahorse



starfish



seashells




bed





duck



cheese



horse



farm




eye



yak




groundhog



pinwheel





turtle



fireworks



fish



hand



skeleton



mushroom



cookie



detective





ear

numbers



shamrock

rainbow



leprechaun

cloud



monster

grasshopper





nativity



wise men



shepherd



angel



candle



candy cane



strawberry



pirate





ornament



wreath



stocking



glue



backpack



gingerbread



elf



reindeer

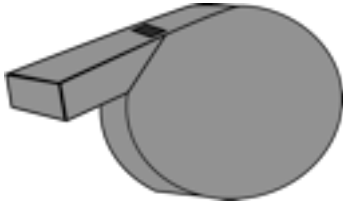




volcano



wheel



whistle



yarn



zoo



turkey



ruler




calculator







quilt



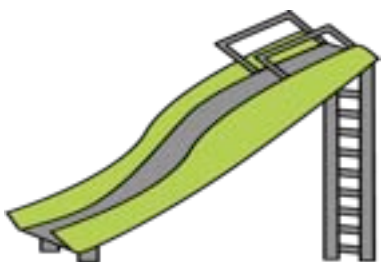
rocket



rake



robot



slide



unicycle



vacuum



vegetables



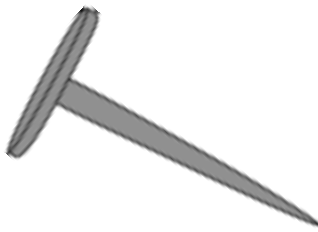
leaf



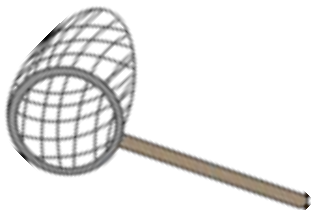
lips



mustache



nail



net



nose



popcorn



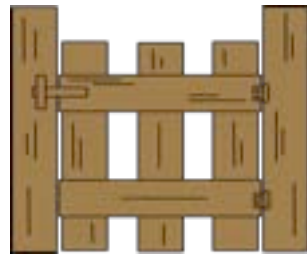
question

Clip art this page by Laura Strickland.






fox



gate



glove



grapes




hammer



jack-o-lantern



jar



ladder



anchor



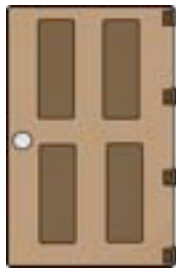
car



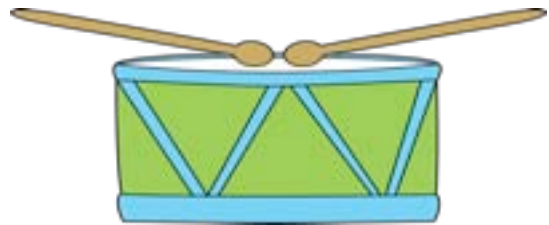
carrot



corn



door



drum




eagle



easel

Clip art this page by Laura Strickland.





teacher



tooth




umbrella



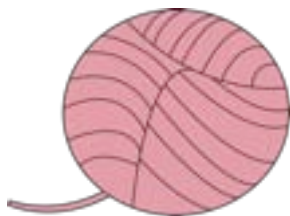
Valentine



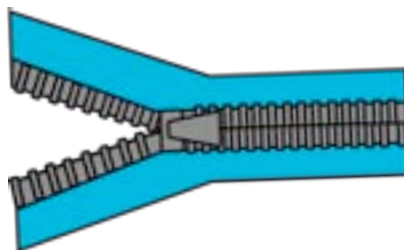
watermelon



xylophone



yarn



zipper



scissors



spider




snowflake



snowman




sun



swimming



T-shirt



tie






pumpkin



puppet



puzzle



paperclip



rabbit



Santa



star




stop sign



pancakes



panda



pencil



penguin



pie



pilgrims



polar bear




present





ice cream



jump rope



key



ladybug



mittens



mouse



notebook




owl

Clip art this page, except for key, ladybug and jump rope by Laura Strickland.



dinosaur



egg



flower



frog



giraffe



glasses



heart



hippo

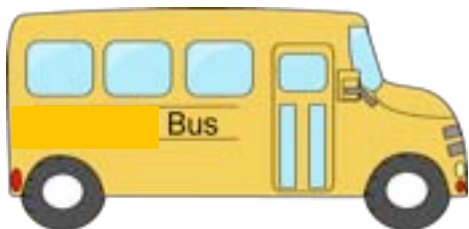




baby



book



bus



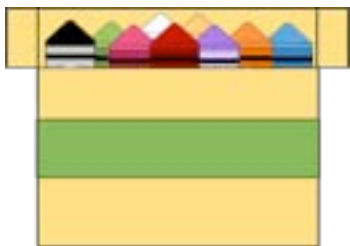
butterfly



clock



cow



crayons



cupcake



acorn



alligator



ant



balloons



bat



bear



bee




bird




, Chosse 7 pictures and alphabetize them vertically, from top to bottom and then on to the 2nd column.





, Choose 12 words and alphabetize them vertically, from top to bottom.





, Choose 20 words and alphabetize them vertically, from top to bottom.

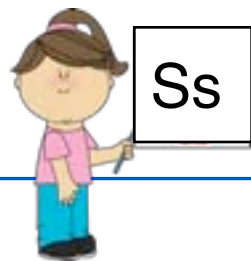








The monster has messed up the letters of the alphabet.  
Use as many mats as you need to put all of the letters back  
in alphabetical order.





Ss


# Consonants

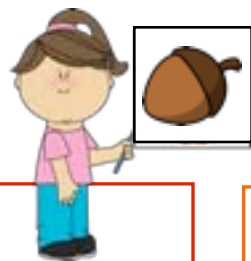




Ee

# Vowels





# Long Vowels

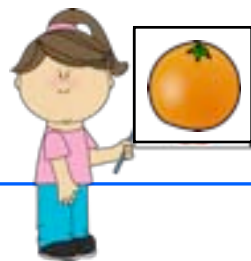
TeachWithMe.com

**a**

**e**

**i**






# Long Vowels

TeachWithMe.com

o

u




# Short Vowels

TeachWithMe.com

**a**

**e**

**i**




# Short Vowels

TeachWithMe.com

**o**


**u**





# Winter

TeachWithMe.com






# Summer


A large, empty rectangular box with a thin green border, intended for a drawing or writing activity.



# Spring









# Fall/Autumn

TeachWithMe.com





# Ocean


A large, empty rectangular box with a blue border, intended for drawing or writing related to the Ocean theme.



# People

TeachWithMe.com

A large, empty rectangular box with a blue border, intended for drawing or writing related to the People theme.



# Transportation

A large empty rectangular box with a blue border, intended for drawing or writing related to the Transportation theme.



# School

TeachWithMe.com

A large empty rectangular box with a blue border, intended for drawing or writing related to the School theme.

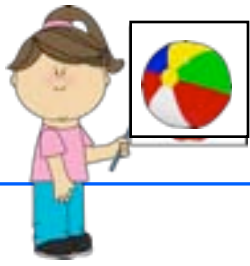
# Singular



s  
es

# Plural






# Dolch Nouns

TeachWithMe.com

A large, empty rectangular box with a blue border, intended for writing or drawing.



# Animals

A large empty rectangular box with a blue border, intended for drawing or writing about animals.



# Food

A large empty rectangular box with a blue border, intended for drawing or writing about food.



## Alphabet Puzzle Cards

### What else can you do with the cards?


- Print and laminate an extra set of puzzle cards for your word wall and do not cut them apart.
- Make several class sets so that students can do a variety of things with them.
- They can put the entire puzzle together.
- They can play Memory Match games by picture to letter, word to letter, uppercase to lowercase, uppercase to uppercase, and word to picture.
- If you're doing similar same shaped pieces, like letter to letter, run off sets on two different colors of paper so that you can make Memory Match games. This will make the game easier to play and expedite time.
- For really smart children, raise the bar and have them find 3 cards that match instead of only 2.
- Print and laminate and put on a split ring and use as flashcards for your students.
- Print and laminate and sprinkle them on the floor. Have students collect the cards before the timer rings.
- Put a set in a bag, basket or box and have students pull out a card and read the letter. If they can't, they are out of the game.
- You can also have them start saying the ABC's from that letter.
- They can pick a card and tell if it is a consonant or vowel.
- They can pick a card and give a word that starts with that letter.
- They can pick a card and give a student's name that starts with that letter. If there are none, they say zero.
- They can pick a card and give the sound(s) the letter makes.

- Put some Kaboom bomb cards in the container along with a set of upper and lowercase letter cards.
- Children take 2 cards out of the basket. Teacher calls on the student who has the uppercase letter A to start the game, that child reads their letter card and asks for the lowercase matching card.
- That child with that card reads it and gives their card to that child. They then read their other card and ask for their match.
- Play continues 'til all of the cards are gone.
- When the bomb cards are added a child must use the bomb Kaboom card when they are called on for a match.
- They show the bomb card, everyone yells "Kaboom" and both children are out of the game.
- Run off copies of the cards. Students cut out the cards, put them in order, and add a cover to make Itty Bitty booklets so they can share them with their families and reinforce lessons learned at school.
- Collating their books is a great way to sequence the letters.
- Play ***"I Have, Who Has?"***
- Make sure you have only enough pairs of cards so that things come out equal to the number of students present that day.
- One student starts and says: ***"I have 'uppercase A' who has lowercase a?"*** The child with the lowercase letter card gives that child their card.
- Play continues 'til all of the cards are gone.
- You can spice this game up by adding the "Kaboom" cards to this game as well.
- Have students choose a partner and play "Speed" against them.
- Each student mixes up their cards. Together they say, "Ready-Set-Go!"
- Each student puts their cards in ABC order. The 1<sup>st</sup> one to do so is the winner.
- Another version of "Speed" is the following: Each child has a set of cards that is in the same order as their partner's. They place them face down. They say 1-2 flip and then flip a card over. The first one to read the card takes the cards. The student with the most cards wins.
- Students mix up their pack of cards, and reinforce vowels and consonants.
- Students take turns flipping over cards. The first one to say whether it is a vowel or consonant gets the card.













- You could also play that they have to give a word that begins with that letter. i.e. A student flips over the B card, one of the children exclaims: :”Boy!” they get the card.
- I’ve made a variety of sorting mats so that students can sort by season, theme, plural and singular, vowels and consonants, as well as long & short vowels.
- Display the cards on the wall in ABC order. Each day take a “mystery” letter away. Choose a different child each day to guess which letter is missing.
- As students become familiar with the letters, jumble them up instead of keeping them in ABC order.
- Use them as flashcards.
- Use them as pocket cards.
- Place a card behind a seasonal shape on your white board and choose a child to guess what letter the mouse has stolen today.
- Sort vowels and consonants.
- Use them in Daily 5 for “Word Work” & have students make CVC words, word wall words, spelling words etc.
- Using the assessments and recording sheets, pair up students and have them assess each other in a game like atmosphere.
- Give students their own copies of the alphabetizing words activities and have them glue their pieces and take them home.
- These words can also turn into an ABC booklet.
- Have students choose their favorite pictures with matching words and glue an upper and lowercase letter to the page.
- Simply cut copy paper in half to create a mini ABC dictionary.
- Students can design their own covers.
- This makes for a great **Daily 5** *Word Work* activity.

**If you think of anymore ways to use this packet, I’d enjoy hearing from you: [diane@teachwithme.com](mailto:diane@teachwithme.com)**



Kaboom Template


Kaboom! 	Kaboom! 
Kaboom! 	Kaboom! 
Kaboom! 	Kaboom! 
Kaboom! 	Kaboom! 
Kaboom! 	Kaboom! 

# Uppercase Letter Assessment.

Knows the UPPERCASE LETTERS that are circled. Write the incorrect letter in the boxes.

Name: \_\_\_\_\_

Date:				Date:				Date:				Date:			
A		U		A		U		A		U		A		U	
B		V		B		V		B		V		B		V	
C		W		C		W		C		W		C		W	
D		X		D		X		D		X		D		X	
E		Y		E		Y		E		Y		E		Y	
F		Z		F		Z		F		Z		F		Z	
G				G				G				G			
H				H				H				H			
I				I				I				I			
J				J				J				J			
K				K				K				K			
L				L				L				L			
M				M				M				M			
N				N				N				N			
O				O				O				O			
P				P				P				P			
Q				Q				Q				Q			
R				R				R				R			
S				S				S				S			
T				T				T				T			



You can have the student point to the letters identifying the 1st, 2nd and 3rd rows.

You can also ask students to point to the **A** then the **B** etc.

Circle the correct letters on your recording sheet and write any incorrect letter in the box.  
i.e. Jon says the Q is an O.

You can run off a copy, to send home to parents, so they can work one-on-one with a struggling student.

S Q D N Y W G P

B F X J A L O Z E

T H U R V I M C K


# Lowercase Letter Assessment.

Knows the LOWERCASE LETTERS that are circled. In the boxes write the incorrect letter.

Name: \_\_\_\_\_

Date:				Date:				Date:				Date:			
a		u		a		u		a		u		a		u	
b		v		b		v		b		v		b		v	
c		w		c		w		c		w		c		w	
d		x		d		x		d		x		d		x	
e		y		e		y		e		y		e		y	
f		z		f		z		f		z		f		z	
g				g				g				g			
h				h				h				h			
i				i				i				i			
j				j				j				j			
k				k				k				k			
l				l				l				l			
m				m				m				m			
n				n				n				n			
o				o				o				o			
p				p				p				p			
q				q				q				q			
r				r				r				r			
s				s				s				s			
t				t				t				t			





b d a c f h e g i  
k j n l o m p t s  
q u r v z w y x

Match the lowercase letter to the uppercase letter.

a  
b  
c  
d  
e  
f  
g  
h  
i  
j  
k  
l  
m

D  
C  
F  
A  
G  
B  
L  
M  
J  
H  
I  
K  
E

n  
o  
p  
q  
r  
s  
t  
u  
v  
w  
x  
y  
z

P  
Y  
O  
X  
R  
W  
Z  
V  
T  
N  
Q  
S  
U

# Matching Uppercase Letters To Lowercase Letters

Can match the lowercase letter to the uppercase letter. Circle those that are correct.

Write any incorrect answers in the boxes.

Name: \_\_\_\_\_

Date:				Date:				Date:				Date:			
a		u		a		u		a		u		a		u	
b		v		b		v		b		v		b		v	
c		w		c		w		c		w		c		w	
d		x		d		x		d		x		d		x	
e		y		e		y		e		y		e		y	
f		z		f		z		f		z		f		z	
g				g				g				g			
h				h				h				h			
i				i				i				i			
j				j				j				j			
k				k				k				k			
l				l				l				l			
m				m				m				m			
n				n				n				n			
o				o				o				o			
p				p				p				p			
q				q				q				q			
r				r				r				r			
s				s				s				s			
t				t				t				t			

# Letter Word Assessment.

Knows the letter and sound/word associated with it. Write the word next to the letter.

Date:

A		U	
B		V	
C		W	
D		X	
E		Y	
F		Z	

G	
H	
I	
J	
K	
L	
M	
N	
O	
P	
Q	
R	
S	
T	

	Z
	Y
	X
	W
	V
	U

	T
	S
	R
	Q
	P
	O
	N
	M
	L
	K
	J
	I
	H
	G
	F
	E
	D
	C
	B
	A



I spy  
uppercase  
letters.

A to Z

Trace and then write the letters.

I spy my name:

A B C D E F G H I J

K L M N O P Q R S

T U V W X Y Z

A to Z



I spy my favorite letter.







a to z



I spy  
lowercase  
letters.

Trace and then write the letters.

\_\_\_\_\_

-----

=====

I spy my name:

a b c d e f g h i j

k l m n o p q r s

t u v w x y z



I spy my favorite letter.

\_\_\_\_\_

-----

=====

a to z



CONGRATULATIONS



knows their uppercase letters!

CONGRATULATIONS



knows their uppercase letters!

CONGRATULATIONS



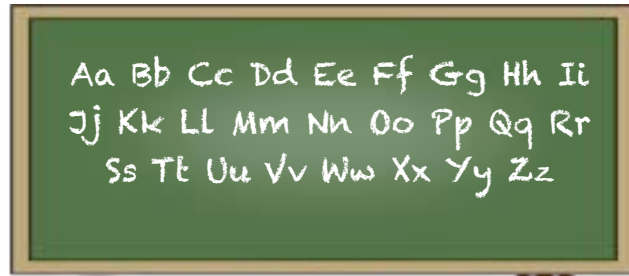
knows their lowercase letters!

CONGRATULATIONS



knows their lowercase letters!

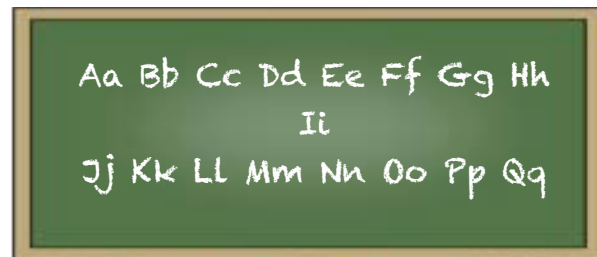
# CONGRATULATIONS



\_\_\_\_\_

did a great job matching uppercase letters to lowercase letters today!


# CONGRATULATIONS



\_\_\_\_\_

did a great job matching uppercase letters to lowercase letters today!


# CONGRATULATIONS



---

did a great job with ABC puzzles today!

# CONGRATULATIONS



---

did a great job with ABC puzzles today!



Dear

I assessed the letters of the alphabet today. Your child is having difficulty with the circled letters.

Please work with them on these letters so they can pass this standard.

Thanks in advance for helping your child to shine their brightest.

Educationally Yours,



Fluttering by, with a friendly "Hi."

Dear

I assessed the letters of the alphabet today. Your child is having difficulty with the circled letters.

Please work with them on these letters so they can pass this standard.

Thanks in advance for helping your child to shine their brightest.

Educationally Yours,



Fluttering by, with a friendly "Hi."

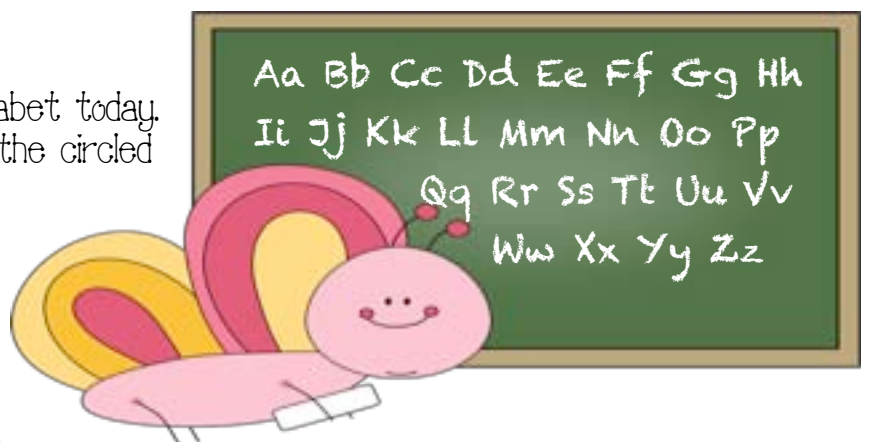
Dear

I assessed the letters of the alphabet today. Your child is having difficulty with the circled letters.

Please work with them on these letters so they can pass this standard.


Thanks in advance for helping your child to shine their brightest.

Educationally Yours,




Fluttering by, with a friendly "Hi."

# Congratulations



did a great job giving a word to match the letter today!

# Congratulations



did a great job giving a word to match the letter today!