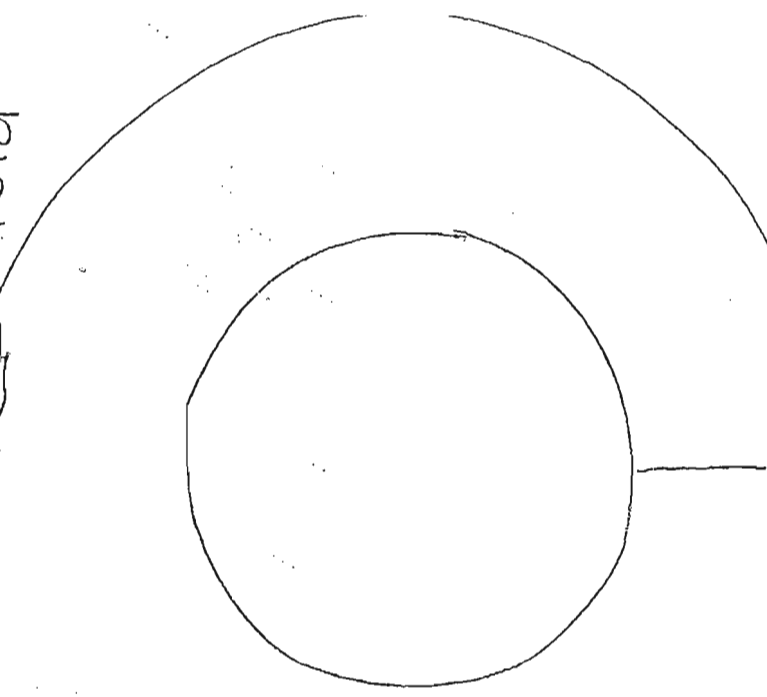
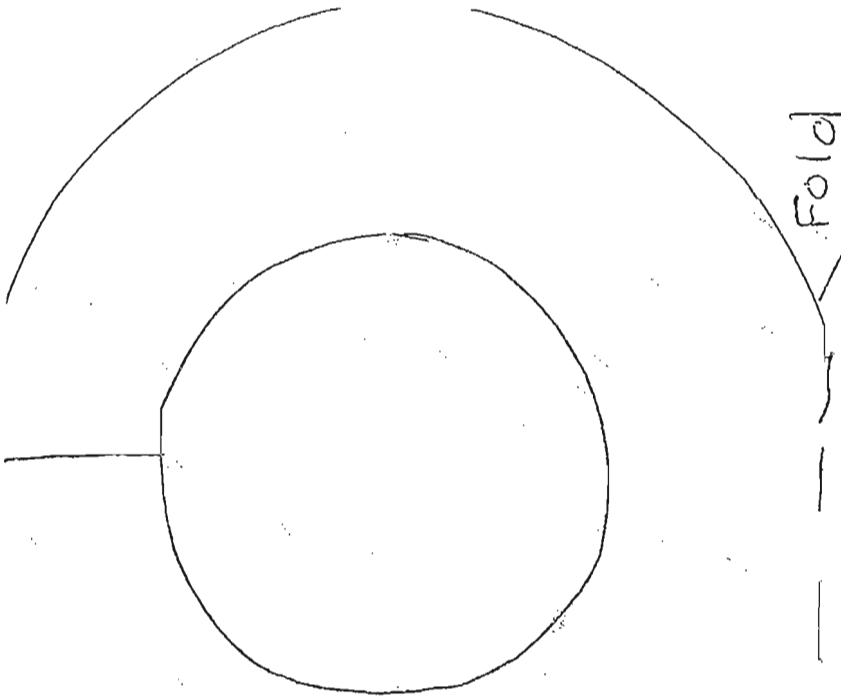





Snowmen

Snowman Unit
©TeachWithMe.com



Do NOT Disturb!

ENTER at your own risk!





S s S s S

s S s S s

S n o w m a n

Write some Ss's on your own on the bottom.



WRITE your name at the top of the paper.
FIND your name at the bottom and **CIRCLE** it.

Snowman Bingo Dot



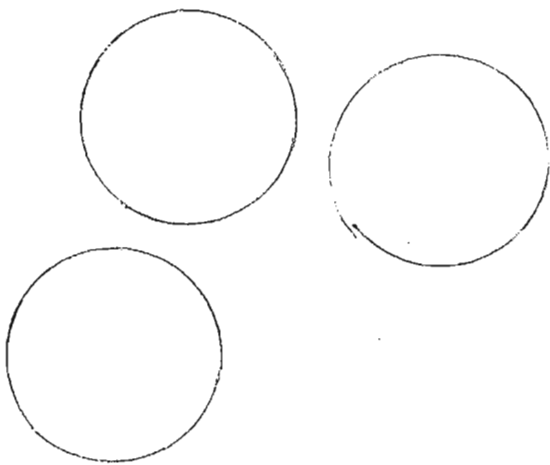


Bingo Dot a Group/Set of 5

Choose 2 colors. Dot 4 circles 1 color and 1 circle the other color,
OR 3 one color and 2 the other color. **CIRCLE** the equation you chose.

$$4 + 1 = 5$$

$$3 + 2 = 5$$



$$4 + 1 =$$

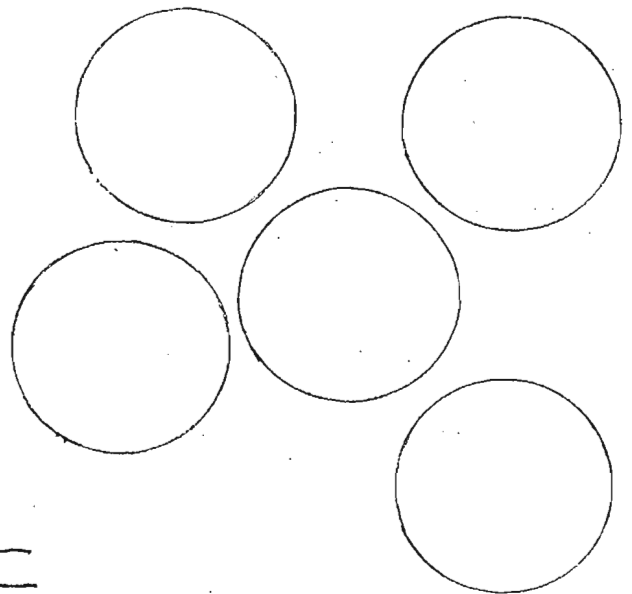

$$3 + 2 =$$



Bingo Dot a Group/Set of 10


Choose 2 colors. Dot 5 circles 1 color and the other 5 circles the other color,

5+5 again, 5+5=10



$$5+5=$$

BINGO DOT




Group/set of 10

5 + 5 again

5+5=10




Bingo Dot A Group-Set of _____
Choose 2 colors. Here is the equation



10



2



3



4



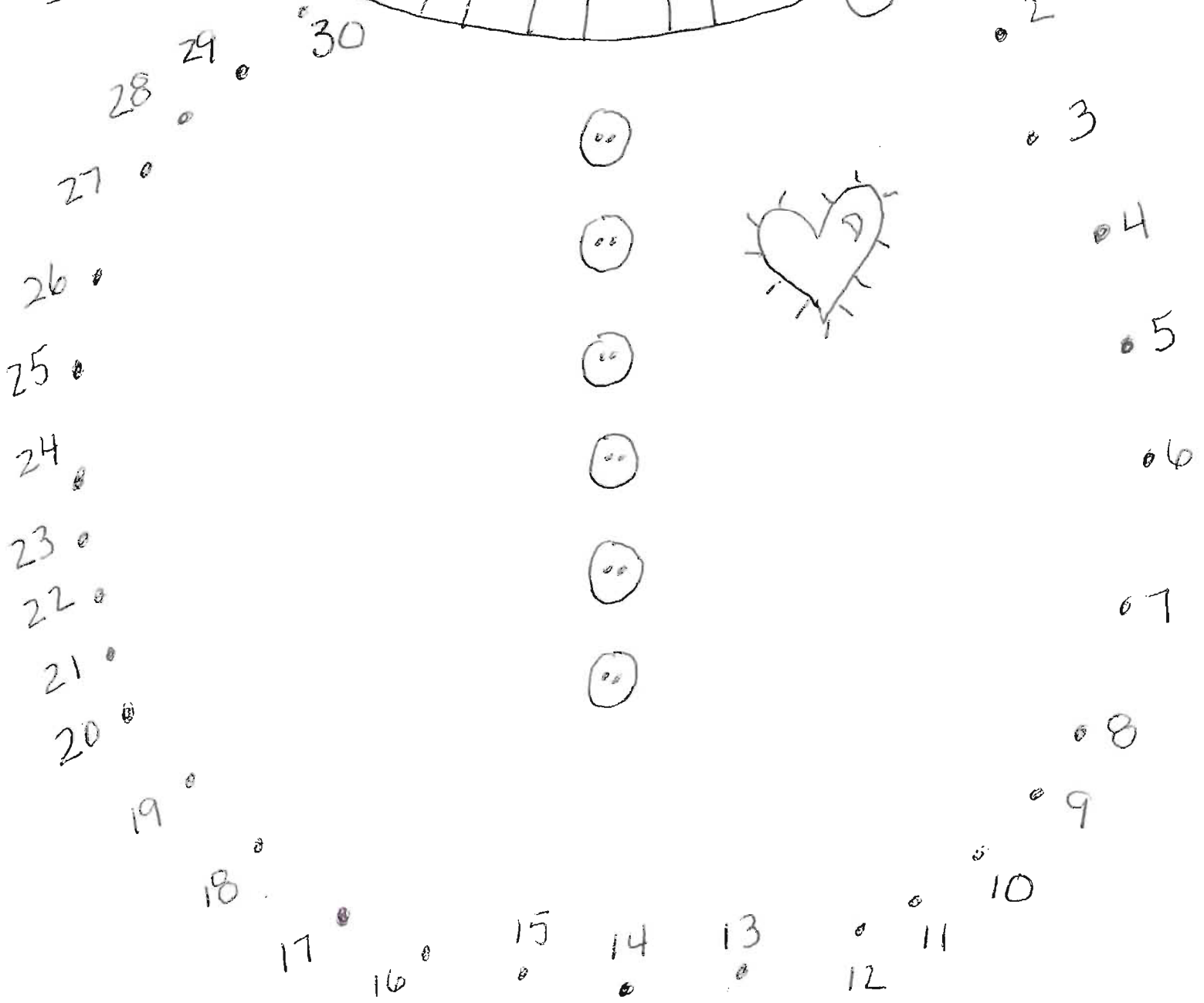

5


7

6

8

9





100

10

20

30

40


50



60


70

80

90





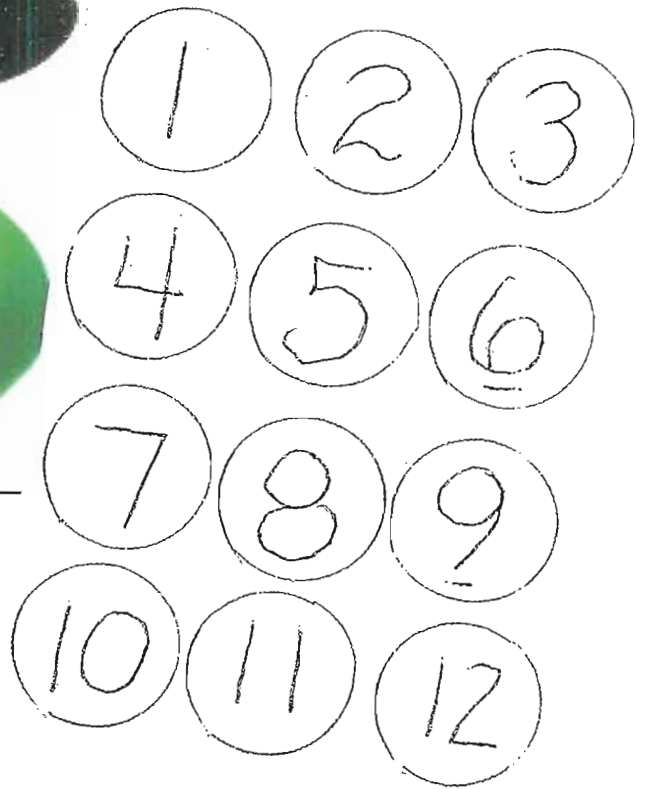


**Snowman
On A Roll
Dice Game**

Directions:


- ❖ Choose a partner.
- ❖ Roll the dice.
- ❖ High number goes 1st.
- ❖ Color in the number that you roll.
- ❖ Take turns rolling the dice.
- ❖ If you've already rolled that number pass the dice to your partner.
- ❖ The 1st one to color in their snowman is the winner.


Snowmen On An Addition & Subtraction Roll




Directions:

- Choose a partner.
- Roll the dice.
- High number goes 1st.
- Roll the dice.
- You may add or subtract the dice to get a number.
- Color in that numbered circle on your paper.
- Write the equation on the back of the paper.
- The 1st player to color in all of their numbers is the winner.











Snowman starts with S.

Circle all of the letter S's that you can find. There are 10

Z S Z X O Z S W
Y O S Y W X S
X S W X 5 S 5 W
Z 5 S W Y Z S
W S W Y S W Z
Z S Z O 5 W Z W

Put a BLACK X on the correct number of snowmen
To MATCH the number next to them.

1



2



3



4




5



umber Fun!

“Snow” Fun Graphing




"Snow" Fun Graphing

Count the similar snowmen.

Put that many X's next to the matching snowman.

Use a different color for each column.

TeachWithMe.com



“Snow” Fun Graphing





Count the similar snowmen.


Put that many X's next to the matching snowman.

Use a different color for each column.

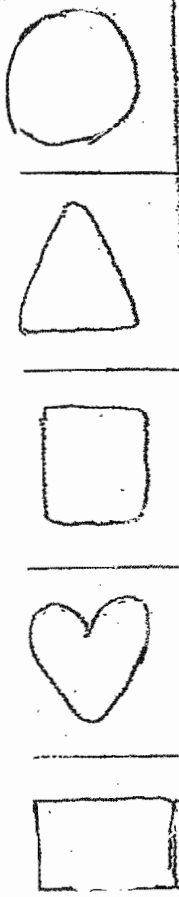
TeachWithMe.com




							
							
							
							




SNOWMAN
GRAPH



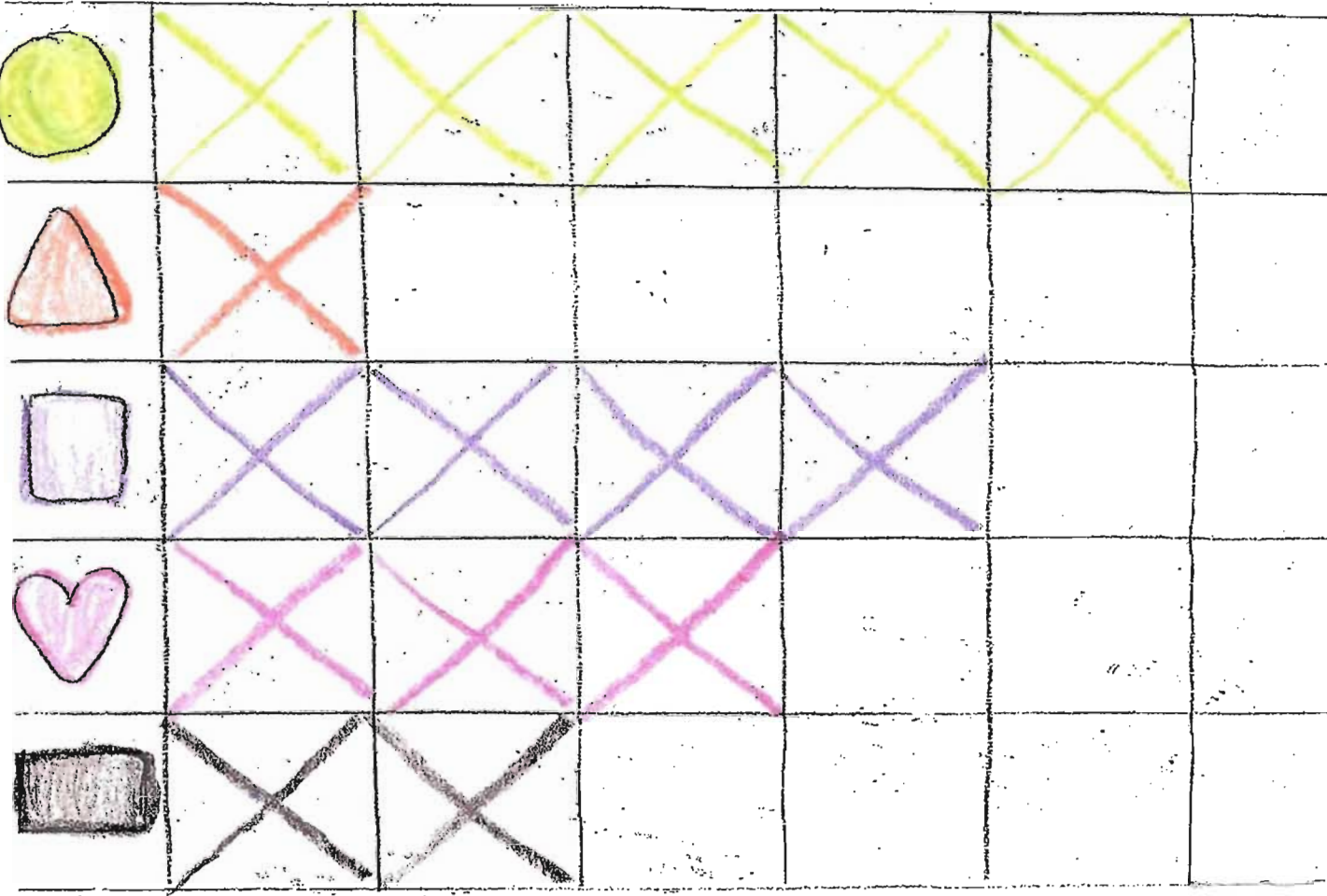
COLOR the shapes the same colors as the ones on the snowman.
Count the shapes. Using the matching color crayon, put that many X's in the box. TeachWithMe.com




COLOR the shapes the same colors as the ones on the snowman.
Count the shapes. Using the matching color crayon, put that many X's in the box. TeachWithMe.com



SNOWMAN
GRAPH



COLOR the shapes the same colors as the ones on the snowman.
Count the shapes. Using the matching color crayon, put that many X's in the
box. TeachWithMe.com





Snowy Graphing




Snowy Graphing

- ❖ COLOR the shapes.
- ❖ Color the...
- hearts pink
- rectangles purple
- circles black
- triangles yellow
- squares green
- ❖ TRACE his hat blue, his nose orange and his scarf red.
- ❖ Color the shapes on the graph the same.
- ❖ Count the shapes.
- ❖ Mark that many X's in the boxes next to that shape.
- ❖ Use the matching crayon.










Snowy Graphing



Snowy Graphing

- ❖ COLOR the shapes.
- ❖ Color the...
 - hearts pink
 - rectangles purple
 - circles black
 - triangles yellow
 - squares green
- ❖ TRACE his hat blue, his nose orange and his scarf red.
- ❖ Color the shapes on the graph the same.
- ❖ Count the shapes.
- ❖ Mark that many X's in the boxes next to that shape.
- ❖ Use the matching crayon.

MORE THAN & LESS THAN

CIRCLE the group/set that has MORE mittens.
This group is greater than the other group.

$$5 > 4$$



CIRCLE the group/set that has LESS
mittens. This group is less than the other
group.




$$2 < 3$$

Winter MATCH up!


WRITE your name at the top.

Connect the number to the correct group/set.


Use a DIFFERENT color crayon for each one.



1

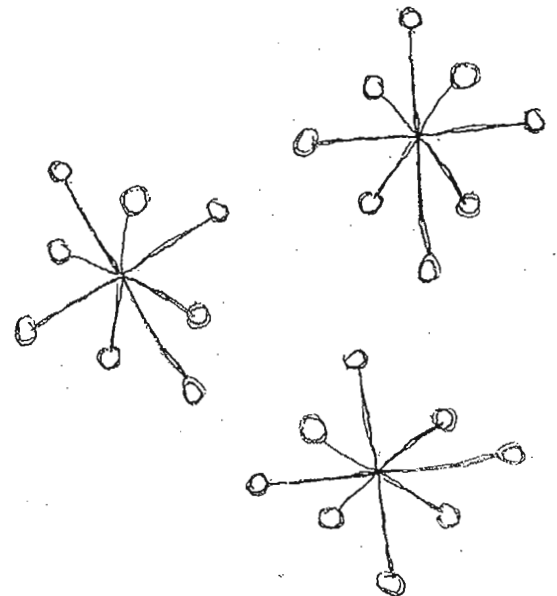


2



3

4



5

Match the group/set to the correct number.
Use a DIFFERENT color crayon for each one.



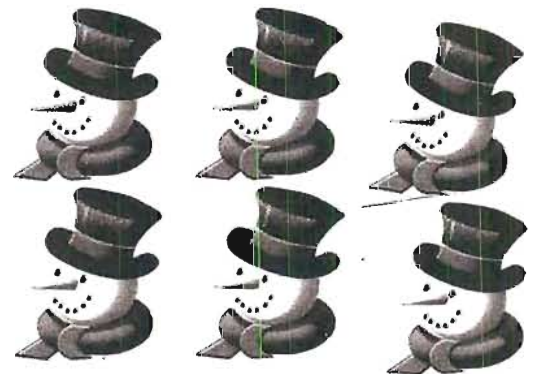
6


7

8

9

10





©TeachWithMe.com

1

2

3

4

5


Match the buttoned snowmen up to their numbered house.

CUT the rectangles out and GLUE them to the bottom of the number.

Ordinal numbers.

You are "snow" smart!

- ❖ Draw a hat on the first snowman.
- ❖ Draw a scarf on the second snowman.
- ❖ Draw arms on the third snowman.
- ❖ Draw buttons on the fourth snowman.
- ❖ Draw a heart on the fifth snowman.

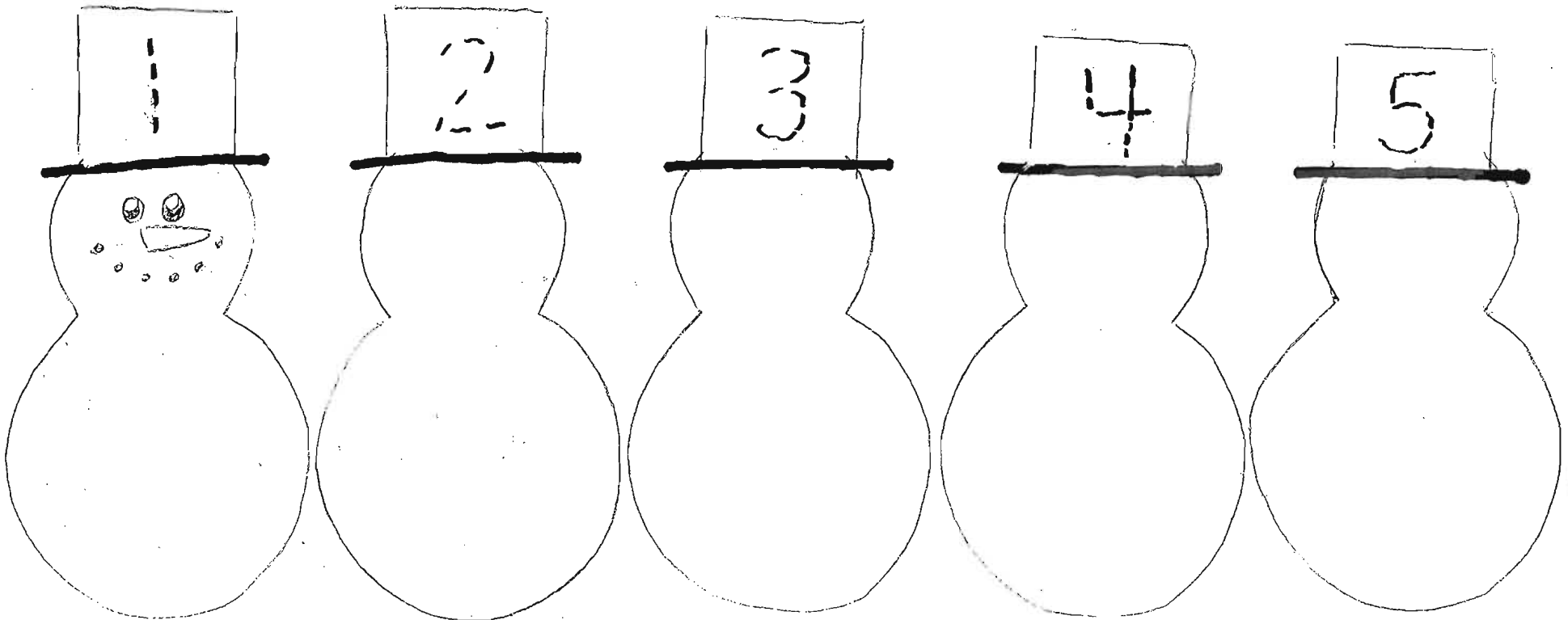


Ordinal

Directions:

- ❖ Draw a scarf on the first snowman.
- ❖ Draw a face on the second snowman.
- ❖ Draw arms on the third snowman.
- ❖ Draw 4 buttons on the fourth snowman.
- ❖ Color the hat on the fifth snowman.

Numbers






Complete The PATTERN.





©TeachWithMe.com






©TeachWithMe.com

Complete The PATTERN.



Similarities & Differences

There is a spy, one that is different, in each row. "Zap" it with an X!





small



large



medium



medium



large



small

Snowmen come in many shapes, colors and sizes.
Please put these in order from small to medium to large.

small

medium


large

Sorting

Here are some things you can do with these snowmen.

Your teacher will tell you what she wants you to do with your snowmen.

- ❖ **CUT** out the snowmen below and sort them into **small** and **large** piles.
- ❖ Sequence the numbers. Put them in order from 1-10
- ❖ Put all the **EVEN** numbers in one pile.
- ❖ Put all the **ODD** numbers in another pile.
- ❖ **GLUE** your snowmen in a group of how your teacher wants you to glue them.



Sorting Sheet:

Small

Large

Sorting Sheet:

Odd

Even

Sorting Sheet:

Objects Sequenced In Order

1 2 3 4 5 6 7 8 9 10

Tally Ho!

Fill in the correct number of
tally marks next to the number.

1	6
2	7
3	8
4	9
5	10



Stamp a group/set of
_____.


What's Missing?

Fill in the missing link with the correct letter/number.



What's Missing?

Fill in the missing link with the correct letter/number.



COUNTING:

Fill in the missing numbers.



1				5
	7			
		13		
	17		19	
		23		



COUNTING:

Fill in the missing numbers.



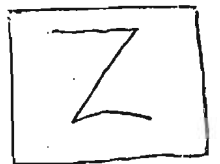


ALPHABET

Fill in the missing letters.



a		d		
	g			
		m		
	q			
		w		



Lowercase

ALPHABET

Fill in the missing letters.





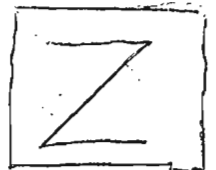
Lowercase

ALPHABET

Fill in the missing letters.



	B			
		H		
	L			
		R		
	V			



Uppercase

ALPHABET

Fill in the missing letters.

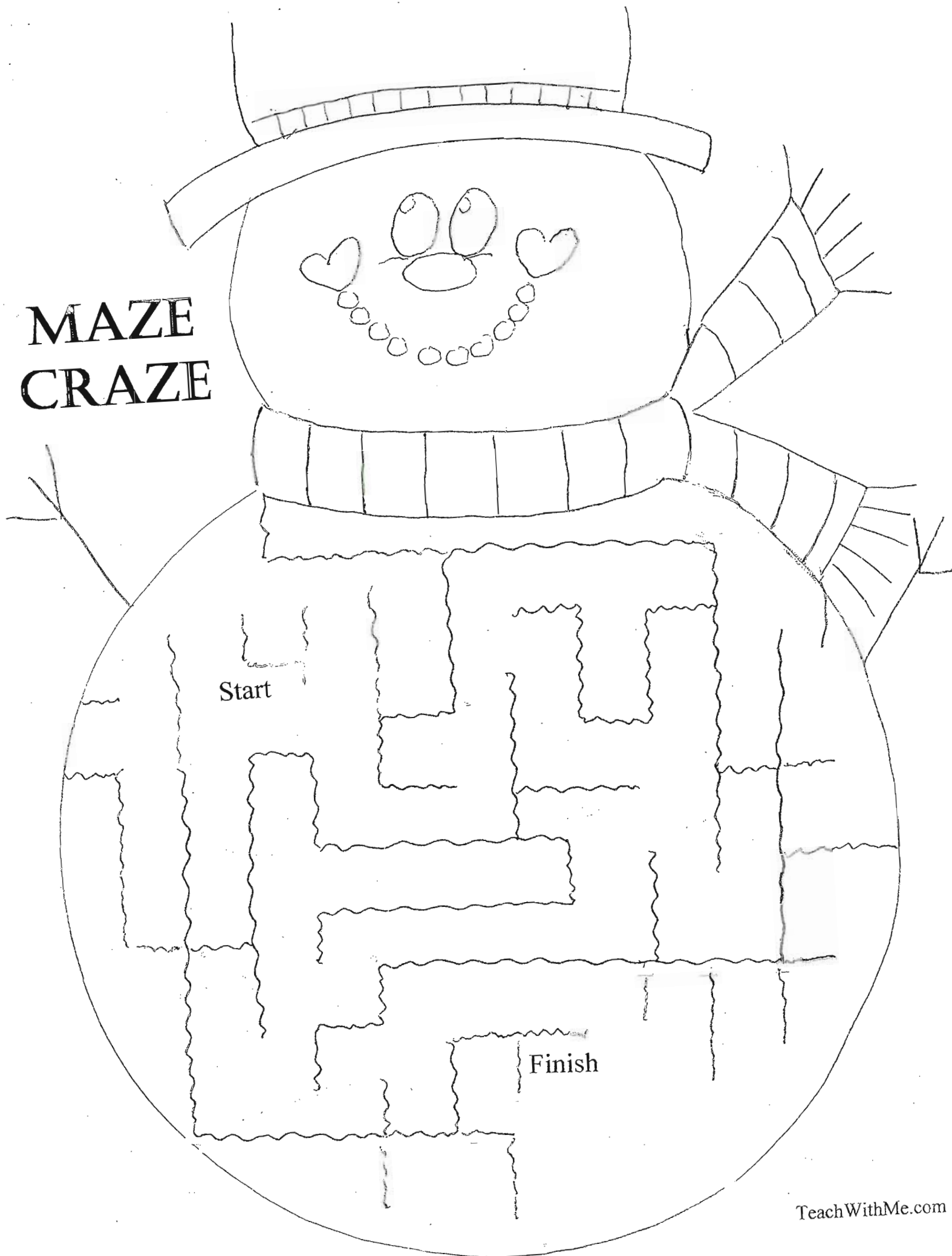




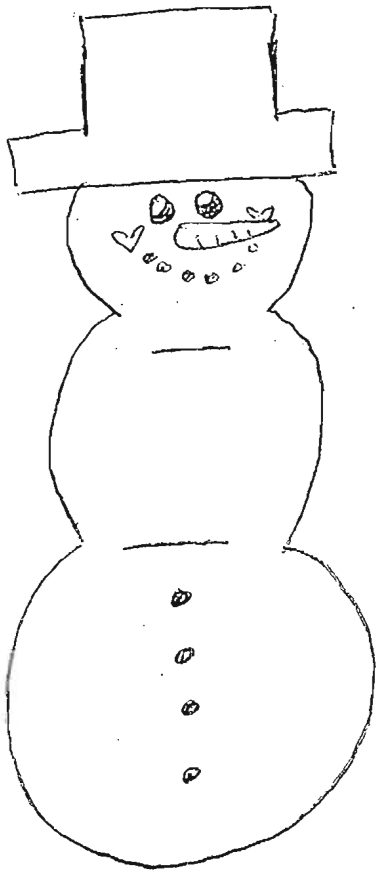


--




Uppercase

MAZE CRAZE

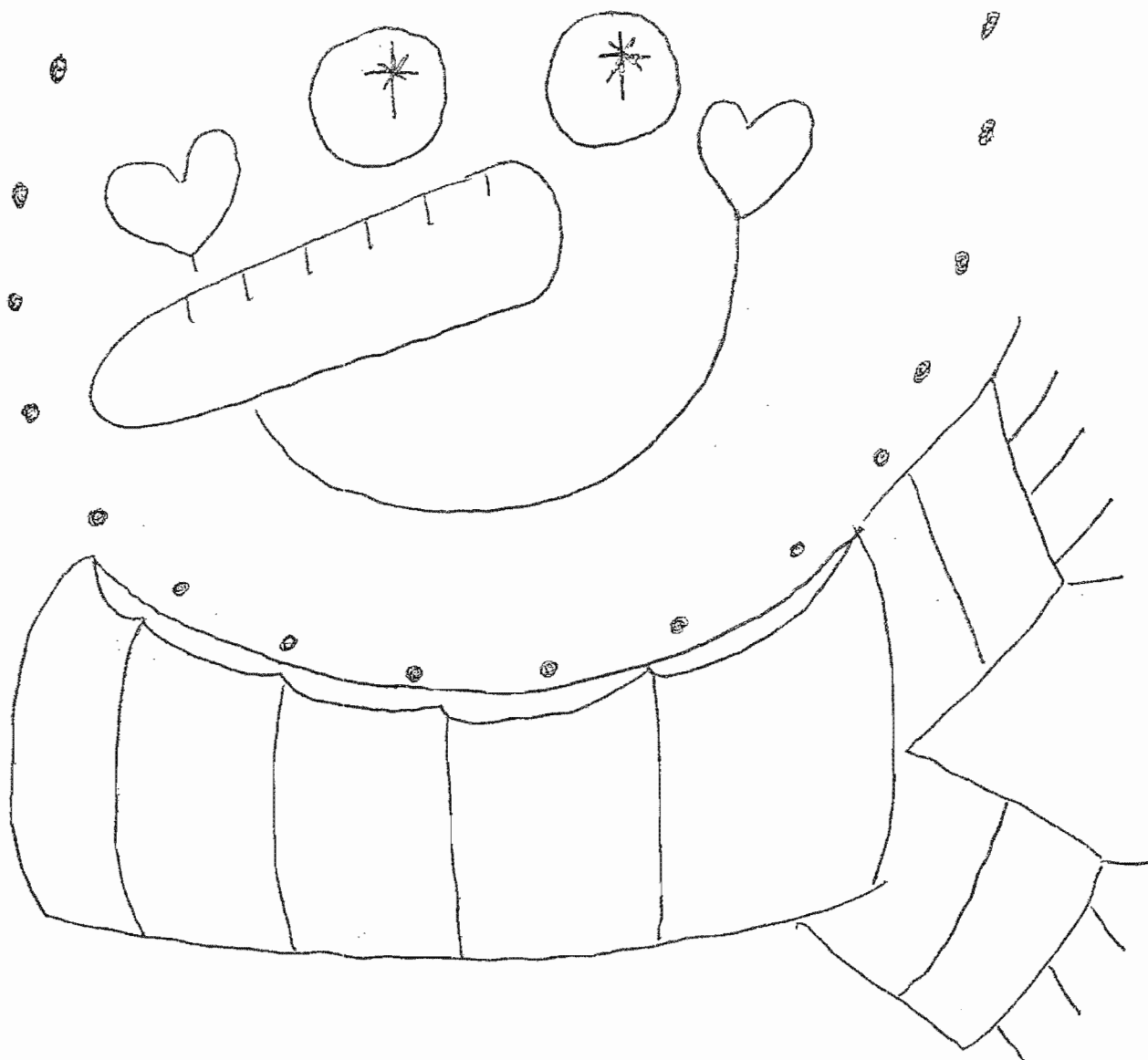





Pencil Toppers



SNOWMAN
Pinch & Poke



Match the number to the word.

Use a DIFFERENT color for each one.



1

four



2

two



3

five



4

three



5

one

Match the number to the word.

Use a DIFFERENT color for each one.



6

eight



7

seven



8

ten



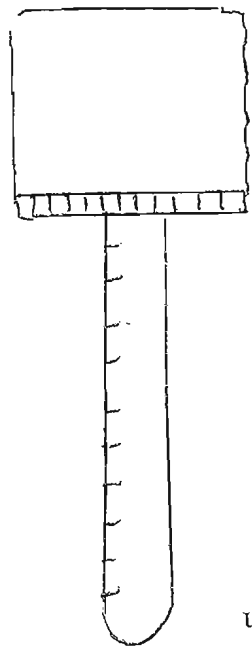
9

six



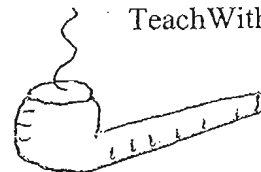

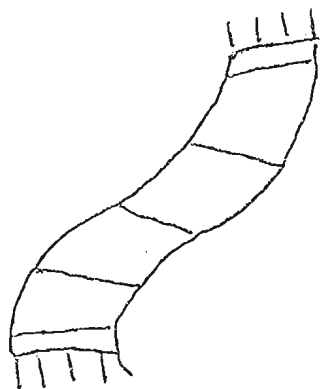
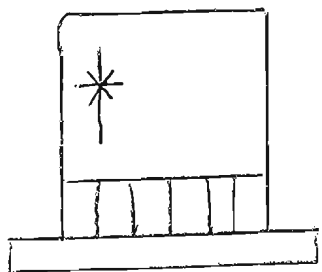
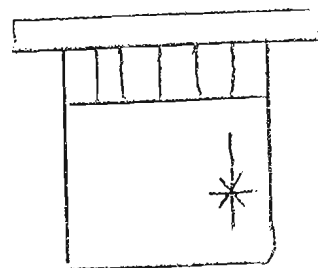
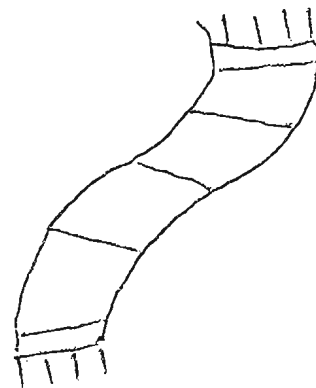

10

nine



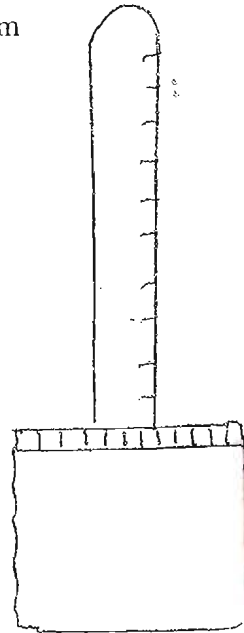
Snip
&
Cut

TeachWithMe.com



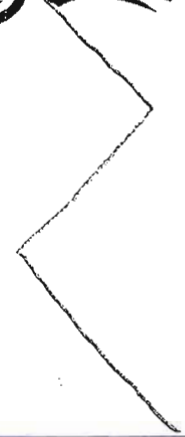
TeachWithMe.com

Snip
&
Cut





SNIP & CUT



SNIP & CUT






1 1 — one

2 2 — two

3 3 — three

4 4 — four

5 5 — five



umber Fun!



6

6

six

7

7

seven

8

8

eight

9


9

nine


10

10


ten



Number Fun!




TRACE the lines.
Use a DIFFERENT color
for each one.



TRACE each line with a DIFFERENT color.

TRACE each line using a DIFFERENT color crayon.





Look at how well I
write my name!



Look at how well I
write my name!

TRACE and WRITE the spatial direction words.



©TeachWithMe.com

above _____

beside _____

left _____

right _____

on _____

under _____

between _____

behind _____



January Writing Prompts

1. You're skiing. You hear a rumble. Look out! It's an avalanche. What do you do? Details please.
2. There's a \$100 prize for building the biggest and best snow sculpture at school. Who's on your team? What does your sculpture look like? Why should you win the prize? What will you do with the money if you win?
3. You're ice skating and your friend falls through the ice! What do you do?
4. You're in charge of the Winter Frolic Games. Tell me all about it. What kinds of games will there be? How will you advertise? What will be the prizes? Who will come?
5. It's a snow day. No school! What will you do with your day off?
6. The bus is on it's way to school. The snow is coming down hard. It's almost blizzard conditions. Uh Oh! You go in the ditch. What happens next.
7. You're snowed in at school! It's a blizzard. No one can get home. Tell me how the overnight sleepover at school goes!
8. What's your favorite winter activity and why?
9. There are mysterious tracks all around the neighborhood snow fort and they look like they came from a huge animal. At the end of the trail is a small patch of blood. What's going on? What kind of animal or monster left those tracks? Is it really blood or just ketchup?
10. Frosty's hat really is magic! You tried it on and it took you to a winter wonderland! Where did you go and what did you do there?



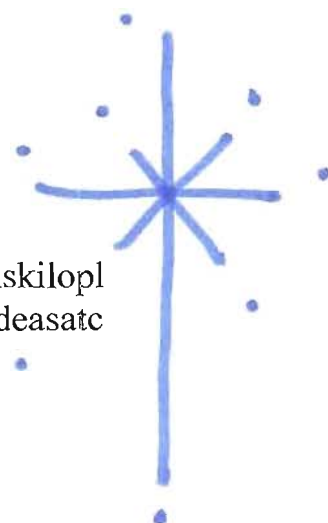
Winter Wonderland Word Search


artic
Happy New Year
freeze
hibernation
ice
icicle
frost
liquid
Martin Luther King
melt

mittens
sled
migration
penguin
polar bear
snow
snowflake
snowman
solid
winter



icimelwinarcticliqmesnosolwinpolhahen
iekaosolwinsnpopenmigHappyNewYear
liqMaLumelarfrezzefroqpfrosticekilemk
froliqmelsledsolidsnosolwinliqicibfezl
hibernfreLuMarmeMartinLutherKingsle
migrfroswinhibernationpenpolbessnokilo
freezekfieja;eidianedandisleachwithme
skhejkeusnaliquidkdiwlmeltcoldweahlill
mitsnomasltermittenskielasineoandlilnw
opekapalwinterkiehjastkeldadijaerjergap
iciclekdielohsygtrsfadeqwnbjkgiorpollo
kdieoehaussolidskiejuhgfbvytrsflopahj
jdkdueiejghawinterjfkguiehalsnowmanf
snowflakesnowkioeuhgtdfrsedwxvscfxre
kiodjapolarbearmbnbidskamigrationldo
dkguirjrjifoekdijjsjushelloepkiougfhftgrefdscvxpenguinskilopl
jduehkdieajeldkiwoppwajeiaheopfujgsledgfdvcrfdscxzdeasatc






Answer
Key
OC


Winter Wonderland Word Search

artic
Happy New Year
freeze
hibernation
ice
icicle
frost
liquid
Martin Luther King
melt

mittens
sled
migration
penguin
polar bear
snow
snowflake
snowman
solid
winter



icimelwinarticliqmesnosolwinpolhahen
iekaosolwinsnpopenmigHappyNewYear
liqMaLumelarfrezzefroqpfrosticekilemk
froliqmelsledsoldsnosolwinliqicibfezl
hibernfreLuMarmeMartinLutherKingsle
migrfroswinhibernationpenpolbessnokilo
freezekfieja;eidianedandisleachwithme
skhejkeusnaliquidkdiwlmeltcoldweahlill
mitsnomasltermittenskielasineoandlilnw
opekapalwinterkiehjastkeldadjaerjergap
iciclekdielohsygtrsfadeqwnbjkgiorpollo
kdieoehaussolidskiejuhgfbvytrsflopahj
jdkdueiejghawinterjfkguiehalsnowmanf
snowflakesnowkioeuhgtdfrsedwxvscfxre
kiodjapolarbearmbnbidskamigrationldo
dkguirjrjifoekdijjsjushelloepkiougfhftgrefdscvxpenguinskilopl
jduehkdiejajeldkiwoppwajeiaheopfujgsledgfdvcrfdscxzdeasatc





Snowman Punctuation Sentences.

Put the correct punctuation (. ! ?) at the end of each sentence.

1. Oh no My snowman is melting
2. Would you like to make a snowman with me
3. It's a great day to make a snowman
4. Help I can't lift the head
5. I think our snowman needs a pair of mittens
6. Do you think he should have a carrot nose
7. What color scarf should we give our snowman
8. What side should we put the shovel on
9. Our snowman needs two pieces of coal for eyes
10. I think our snowman needs a black top hat

Snowman Hat Slider

Cut slits.

Choose a
Slider.

Insert it in to slits

Review concept.

Choose another
Slider.

Glue on
white, green or
Black paper
for
durability.

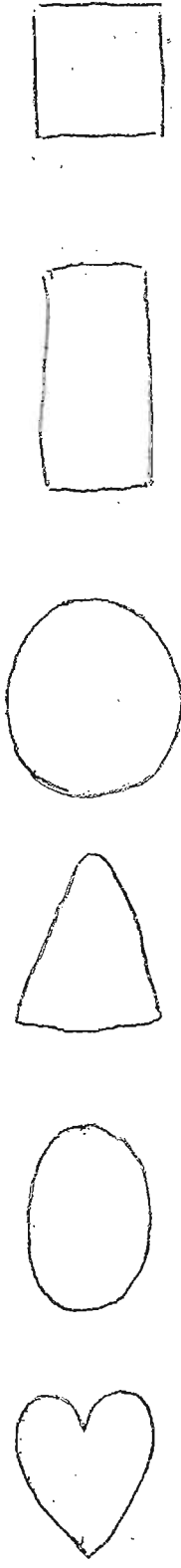


0
1
2
3
4
5
6
7
8
9
10

A
B
C
D
E
F
G
H
I

J
K
L
M
N
O
P
Q
R
S
T

U
V
W
X
Y
Z



@teachwithme.com sliders

Cut Out Sliders. Insert Into Slider Snowman Hat Slits.
Slits to review numbers, letters & shapes.

For the alphabet Slider Glue 2nd Strip "J" under "I" & 3rd strip "U" under "T". To Avoid accidentally pulling out strips you can glue a longer strip of paper on the end & then simply fold the end tabs in to pull the strip out to change to another slider.

Snowman Info-Strip Slider

Materials:

- Construction paper
- Scissors
- Glue sticks (If you want to back with construction paper)

Directions:

Prep:

- Run off master.
- Pre-cut slider strips
- Pre-cut slits in slider shape

The next day...

1. Children CUT out their slider shape. (You can mount it on a complimentary colored sheet of construction paper for more durability.)
2. Students WRITE their name on the BACK of their slider shape.
3. Children insert slider strip from the back to the front. Teacher decides what slider students will be working on. (ABC, 123, Shapes)
4. As a whole group, we use the manipulative to review the information on the slider.
5. I encourage the children to do it again for their parents and include a note about the slider in my newsletter.
6. I ask parents to ask their child to share their slider with them. It helps reinforce lessons, builds self-esteem, and shows their child that they care about what they are learning in school.
7. Since we have a slider for each theme, they make a nice collection. My students love collecting them.
8. Sliders are a nice quick and easy art project that nails and reviews several report card standards in a fun way. It's a great fine motor skill as well.
9. After my students are done with their slider, they clean up their work station, leave their slider at the table and transition to a Tummy Tubby Time activity. When everyone is done, they get their slider and sit on our *Circle of Friends* carpet.
10. Depending on time, we insert 1 or 2 sliders and review the material as a whole group. I'll have them put the shortest shape slider strip in, take the other sliders back to their desk, and we'll review body parts (put your slider on your elbow, knee, wrist etc.), then we'll use it for spatial directions; (put your slider on, behind, above, beside you.) We'll finish up with the *Slider Pokey* and finally "Blast Off" counting from 10-0 and then go put our sliders in our backpacks. ☺



Body Part Identification

- ❖ Put the snowman on your shoulder.
- ❖ Put the snowman on your shin.
- ❖ Put the snowman on your knee.
- ❖ Put the snowman on your elbow.
- ❖ Put the snowman on your leg.
- ❖ Put the snowman on your wrist.
- ❖ Put the snowman on your thigh.
- ❖ Put the snowman on your forehead.
- ❖ Put the snowman on your waist.
- ❖ Put the snowman on your hip.
- ❖ Put the snowman on your left hand.
- ❖ Put the snowman on your right hand.
- ❖ Put the snowman on your palm.
- ❖ Put the snowman on your head.
- ❖ Put the snowman on your heel.
- ❖ Put the snowman on your toes.
- ❖ Put the snowman on your foot.
- ❖ Put the snowman on your back.
- ❖ Put the snowman on your neck.
 - Turn around.
 - Sit down.
 - You're done.
 - Having fun?



Snowman Pokey

Put your snowman in
Take your snowman out
Put your snowman in
Now you shake it all about
You do the Snowman Pokey and you turn your self around.
That's what it's all about.

You put your snowman up.
You put your snowman down.
Your put your snowman up.
Now your twirl it all around.
You do the Snowman Pokey and you turn your self around.
That's what it's all about.

You put your snowman to the left.
You put your snowman to the right.
You put your snowman to the left.
Now you hide it out of sight.
You do the Snowman Pokey and you turn your self around.
That's what it's all about.

You do the Snowman Pokey.
You do the Snowman Pokey.
You do the Snowman Pokey.
Happy Happy Happy
New Year!



Congratulations!

has done Brrrrrrrrr~illiant
work this week!

Teacher: _____

Date: _____





January Bibliography:

The ones in blue are extra-special favorites.



My Books To Read:

1. A Snowman Named Just Bob, Moulton \$14.95
2. A Snowy Surprise, Hest \$3.99
3. A Winter Day, Florian \$3.99
4. All You Need For A Snowman, Lavallee, \$6.25
5. Arctic Fives Arrive, Pinczes \$3.99
6. Bears Busy Year (A book about seasons) Leonard \$11.95
7. Best Friends in the Snow, Medearis \$3.99
8. Big Bear Little Bear, Bedford \$6.25
9. Cat and Mouse in the Snow, Bogacki \$16.00
10. Dream Snow, Carle \$21.99
11. Five Little Penguins Slipping On The Ice, Metzger \$4.25
12. Flip & Flop, Apperley 3.99
13. Frosty The Snowman \$1.49
14. Frosty The Snowman, Rollins \$10.95
15. Frozen Noses, Carr \$4.25
16. Here Comes the Snow, Medearis \$3.99
17. Jack and Jill and Big Dog Bill, Weston \$3.99
18. January Brings The Snow (A book of the months) Coleridge \$6.95
19. Look-A Snowflake, Craig \$1.95
20. Millions of Snowflakes, Siddals \$2.95
21. Names For Snow, Beach \$14.95
22. One Snowy Day, Scherer \$3.99
23. Penguins 123, Schafer \$3.99
24. Puppies in the Snow, Young \$3.99
25. Sledding, Winthrop \$3.99
26. Snow, Dane-Bauer \$3.99

27. Snow, P.D. Eastman \$7.99
28. Snow Angels, Hood \$2.95
29. Snow Bears, Waddell \$3.99
30. Snow Dance, Evans \$3.99
31. Snow Family, Kirk \$6.95
32. Snow Music, Perkins \$4.25
33. Snow Play, Spohn \$11.95
34. Snow What Fun! Hawkinson \$9.95
35. Snowballs, Ehlert \$7.00
36. Snowmen At Night, Buehner \$4.95
37. The Big Red Sled, Gerver \$3.99
38. The Biggest Snowman Ever! Bennett \$3.99
39. The Littlest Angel, Dubowski \$1.39
40. The Mitten, Brett \$4.95
41. The Mitten, Walsh \$2.95
42. The Mouse That Jack Built, Szekeres' \$2.99
43. The Puzzled Penguin Pop-Up book, Faulkner \$11.95
44. The Snow Bear, Moss \$12.95
45. The Snowy Day (A board book) \$5.95
46. There Was A Cold Lady Who Swallowed Some Snow! Cotandro \$3.99
47. Tacky and the Emperor, Lester \$5.95
48. Tacky In Trouble, Lester \$5.95
49. Tacky The Penguin, Lester \$5.95
50. Tacky: Three Cheers For Tacky, Lester \$5.95
51. Tackylocks & The Three Bears, Lester \$5.95
52. When It Starts To Snow, Gershator \$14.95
53. When Will It Snow? Crisp \$5.95
54. When Winter Comes, Van Laan \$5.95
55. Winter Wonderland, Rogers \$2.95
56. Winter Is Here! Weinberger \$3.99
57. Winter's Song, Daniel \$2.95
58. Without You, Weeks \$16.99



Children's Book Basket:

1. A Frosty Day (A Little Golden book), Posner \$2.49
2. A Little Bit Of Winter, Stewart \$4.25
3. A Silly Snowy Day, Coleman \$3.95
4. Ah-choo! Cuyler \$3.25

5. Alaska's Three Bears, Cartwright \$4.95
6. Amy Loves The Snow, Hoban \$2.95
7. Animal World: The Penguin \$4.25
8. Antarctic Antics, Sierra \$3.99
9. Baby Beluga, Wolff, \$3.99
10. Bear Snores On, Wilson \$4.95
11. Big Tracks, Little Tracks, Selsam \$3.99
12. Copy Me, Copycub, Edwards \$3.99
13. Dinofours: It's Snowing!, Metzger \$3.95
14. Follow The Polar Bears, Black \$3.99
15. Footprints in the Snow, Benjamin \$3.99
16. Frosty The Snowman, \$1.95
17. Frosty The Snowman Board Book \$5.59
18. Geraldine's Big Snow, Keller \$3.99
19. Helping, Perich \$1.00
20. Here Comes Winter, Craig \$2.95
21. Huggly's Snow Day, Arnold \$3.25
22. It's Winter, Glaser, \$4.95
23. Let It Snow, Palazzo-Craig \$2.95
24. Little Polar Bear Finds A Friend, deBeer \$4.95
25. Living In The Arctic, Fowler \$5.95
26. Love Songs of the Little Bear Wise Brown, \$14.95
27. Max and Maggie In Winter (A NICE MICE book) \$2.95
28. Nature's Wild Penguins, Resnick \$5.95
29. Over In The Arctic, Roop \$4.25
30. Papa Papa (Penguins) Marzollo \$3.95
31. Penguin Pete, Ahoy!, Pfister \$4.25
32. Penguin Pete and Little Tim, Pfister \$4.25
33. Penguin Pete and Pat, Pfister \$4.25
34. Plenty of Penguins, Black \$3.99
35. Polar Babies, Ring \$3.95
36. Polar Bears, Canizares \$3.95
37. Polar Bear, Polar Bear, What Do You Hear? (Board Book) Martin \$6.95
38. Scooby-Doo: That's Snow Ghost, Wigand \$3.95
39. Slippidy Seal, Preston \$4.95
40. Snow, Wallace \$9.95
41. Snow Day, Fain \$5.95
42. Snow Day, Balducucci \$2.95
43. Snow Day, Maestro \$4.95
44. Stella Queen of the Snow, Gay \$4.95
45. Stone Soup, McGovern \$2.95
46. Teddy's Snowy Day, Beck \$4.25
47. The Big Snowball, Lewison \$3.99

48. The Biggest Snowman Ever, Kroll \$3.99
49. The Biggest, Best Snowman, Cuyler \$5.95
50. The Biggest Snowball, Lewison \$3.95
51. The Biggest Snowball Ever! Rogan \$3.99
52. The Emperor's Egg, Jenkins \$14.95
53. The Fattest, Tallest, Biggest Snowman Ever, Ling \$3.99
54. The Friendly Snowman, Gordon \$2.95
55. The Little Snowflake, Metzger \$3.95
56. The Missing Mitten Mystery, Kellogg \$6.95
57. The Mitten Tree, Christiansen \$4.95
58. The Snow Angel, Debby Boone \$10.95
59. The Snow Child, Gliori \$5.95
60. The Snow Lambs, Gliori \$3.99
61. The Snowman Storybook, Briggs \$3.25
62. The Snow Storm, Amery & Cartwright \$2.95
63. The Snow Storm, Richard Scarry \$2.95
64. The Snowy Day, Keats \$4.95
65. The Tiny Snowflake, Ginolfi \$7.99
66. This Bird Can't Fly, Canizares \$3.29
67. Wake Me In Spring, Preller \$3.99
68. Welcome to the Ice House, Yolen \$3.99
69. What Do You Know? Snow! Hudson, \$3.99
70. What Happened? Williams \$2.75
71. White Snow Bright Snow, Tresselt \$3.95
72. Where Do You Sleep, Little One? Hooper \$4.95
73. Why I Sneeze, Shiver, Hiccup, and Yawn, Berger \$5.95
74. Winter Days In The Big Woods, Wilder \$4.25
75. Winter Snowman \$5.95

Martin Luther King Books:

1. Martin Luther King, Jr. The Fight For Freedom, Mattern \$3.99
2. A Picture book Of Martin Luther King, Jr., David A. Adler \$4.95
3. Easy Theme Readers: Famous Americans: Martin Luther King, Jr. Marcia S. Gresko \$2.49
4. Let's Read About Rosa Parks, Courtney Baker \$3.99
5. Marching To Freedom: The Story of Martin Luther King, Jr., Joyce Milton \$3.99 (Includes seven pages of photographs.)
6. Yo! Yes? Chris Raschka \$4.95

New Books I've Just Added (I really needed more right?)

January:

1. Baa-Choo! Sarah Weeks, \$3.95

2. Curious George Goes Sledding, Margret and H.A. Reys \$4.50
3. Don't Wake Up The Bear, Murray, \$6.95
4. Ice, Berger \$2.99
5. Polar Babies, Susan Ring \$3.99
6. Puppies In The Snow, Young \$4.59
7. Sledding, Elizabeth Winthrop \$3.99
8. Snow, Berger \$2.99
9. Snow Bear, Harper \$15.95
10. Snow Day, Plourde, \$4.99
11. The Abominable Snow Teacher, Lisa Passen \$4.25
12. The Bear Under The Stairs, Cooper \$5.95
13. The Biggest Snowball Fight! Medearis \$3.99
14. The Magic Snowman: A sort-to-touch story, Baxter & Jones \$14.95
15. The Smallest Snowman, Sara Fisch \$3.99
16. The Snow Champion, Carol Pugiano-Martin \$3.99
17. Under My Hood I Have A Hat, Kuskin \$3.99
18. Winter Wonderland with the Care Bears, Justin Spelvin \$3.99
19. The Biggest Snowball Fight! Medearis \$3.99

