



©TeachWithMe.com

There Was An Old Lady Who Swallowed A Shape!


Directions for Little Old Lady:

- ❖ Print a color copy of The Little Old Lady and laminate.
- ❖ Cut her mouth out.
- ❖ Add a piece of gathered fabric at her neck if you want to. This will help hide the baggie.
- ❖ Tape a large bag under her mouth to catch the pieces.
- ❖ Run off a copy of my “Teacher’s Shape Template” and trace the pieces on colored-construction paper. Make sure the shape pieces match the colors in the story. I’ve labeled them for you.
- ❖ I laminate the construction paper 1st. It’s easier to cut out.
- ❖ I lots of shapes so that all of my students can participate in “feeding” The Little Old Lady.
- ❖ I make each shape a different color so that I can review colors in English and Spanish, so the hearts and squares I will have a variety of different colors.
- ❖ I also put the scratchy Velcro dots on 3 complete sets of shapes so that I can use them on my flannel board for identification of colors, shapes, and to pattern with as well.
- ❖ I laminate the pages of the book too.
- ❖ After I’m done with the story, I put everything, including the book in the baggie and slide The Little Old Lady in a pocket file folder.
- ❖ The children LOVE the Little Old Lady stories!
- ❖ If you wanted to, you could run off a lady for each of your students and a set of shapes so they can retell the story at home.

Directions for booklet:

- Run off booklets
- Staple in the top of each corner
- Cut in half on the paper cutter
- Children WRITE their name on the cover.
- Children COLOR the shapes on the cover.
- Children TRACE the shapes & the words.
- Children COLOR or TRACE the shapes on page 9.
- I run the pizza off on brown construction paper.
- Students CUT out the pizza.
- Children COLOR, CUT and GLUE their pizza toppings to the pizza.


There Was An Old
Lady Who Swallowed
A Shape



©TeachWithMe.com



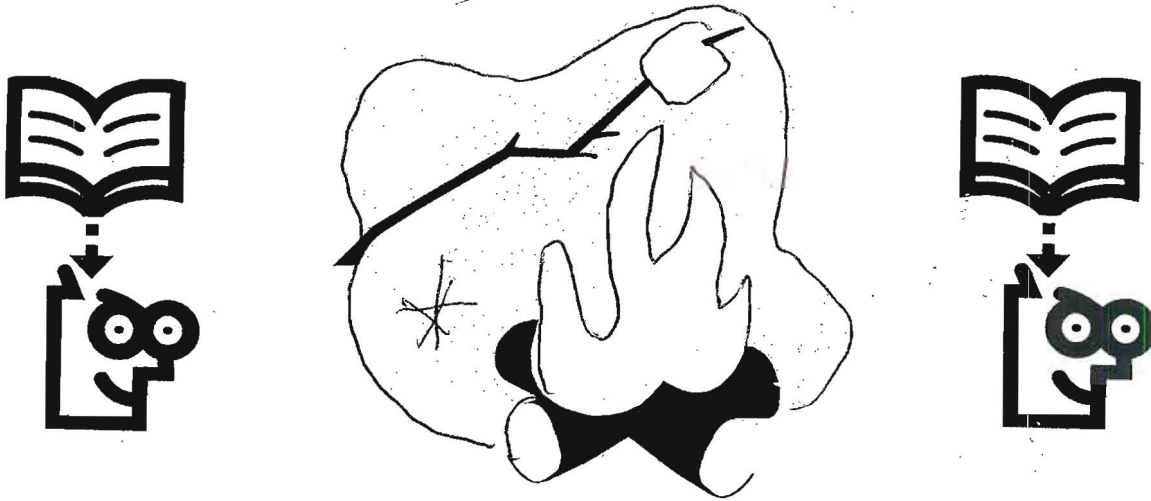
There Was An Old
Lady Who Swallowed
A Shape



©TeachWithMe.com




There was an old lady who swallowed a shape.
 It made everyone gape, when she swallowed a shape.
 What shape did she swallow?
 Perhaps a marshmallow?
 We'll let's take a look
 As we open the book.



There was an old lady who swallowed a shape.
 It made everyone gape, when she swallowed a shape.
 What shape did she swallow?
 Perhaps a marshmallow?
 We'll let's take a look
 As we open the book.




There was an old lady who swallowed a heart.
She wasn't too smart to swallow a heart.
She swallowed a heart from the very start.
I don't know why she swallowed a heart.
Let's trace one and see.




heart

There was an old lady who swallowed a heart.
She wasn't too smart to swallow a heart.
She swallowed a heart from the very start.
I don't know why she swallowed a heart.
Let's trace one and see.



heart


There was an old lady who swallowed an oval of red
 It went right to her head.
 People thought she was dead!
 I don't know why she swallowed an oval.
 Let's trace one and see.



oval
 red




There was an old lady who swallowed an oval of red
 It went right to her head.
 People thought she was dead!
 I don't know why she swallowed an oval.
 Let's trace one and see..



oval
 red




There was an old lady who swallowed a square.
She did it on a dare, as they all stopped to stare.
No one really did care, when she swallowed that square!
I don't know why she swallowed a square.
Let's trace one and see.




square

There was an old lady who swallowed a square.
She did it on a dare, as they all stopped to stare.
No one really did care, when she swallowed that square!
I don't know why she swallowed a square.
Let's trace one and see.



square


6
—
There was an old lady who swallowed a rectangle of blue.
It was a bright hue that matched her left shoe.
I don't know why she swallowed a rectangle of blue.
Who knew? Do You?
Let's trace one and see.



blue

rectangle

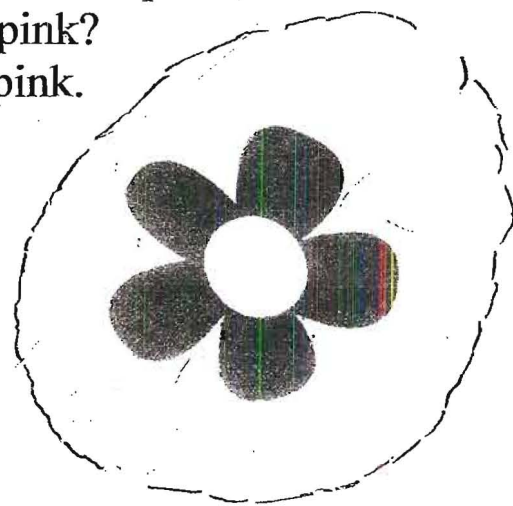
6
—
There was an old lady who swallowed a rectangle of blue.
It was a bright hue that matched her left shoe.
I don't know why she swallowed a rectangle of blue.
Who knew? Do You?
Let's trace one and see.




blue

rectangle


There was an old lady who swallowed a circle of pink.
What did she think to swallow a circle of pink?
She made quite a stink with that circle in pink.
I don't know why she swallowed a circle.
Let's trace one and see.



There was an old lady who swallowed a circle of pink.
What did she think to swallow a circle of pink?
She made quite a stink with that circle in pink.
I don't know why she swallowed a circle.
Let's trace one and see.




There was an old lady who swallowed a triangle of green.
She made quite a scene and was really quite mean.
when she swallowed that triangle of green.
I don't know why she did what she did
I'm only a kid.
Let's trace a triangle and see.



green
triangle


There was an old lady who swallowed a triangle of green.
She made quite a scene and was really quite mean,
when she swallowed that triangle of green.
I don't know why she did what she did
I'm only a kid.
Let's trace a triangle and see.



green
triangle


9
1

Little old lady do tell us please
Why you swallowed with ease
A circle, a rectangle, a triangle and square,
An oval and even a heart?
We'd like to know; we're really smart.




9
1

Little old lady do tell us please
Why you swallowed with ease
A circle, a rectangle, a triangle and square,
An oval and even a heart?
We'd like to know; we're really smart.




Silly children can't you see,
I'm simply very hungry.
And these are yummy toppings on a pizza bought for me!




Silly children can't you see,
I'm simply very hungry.
And these are yummy toppings on a pizza bought for me!

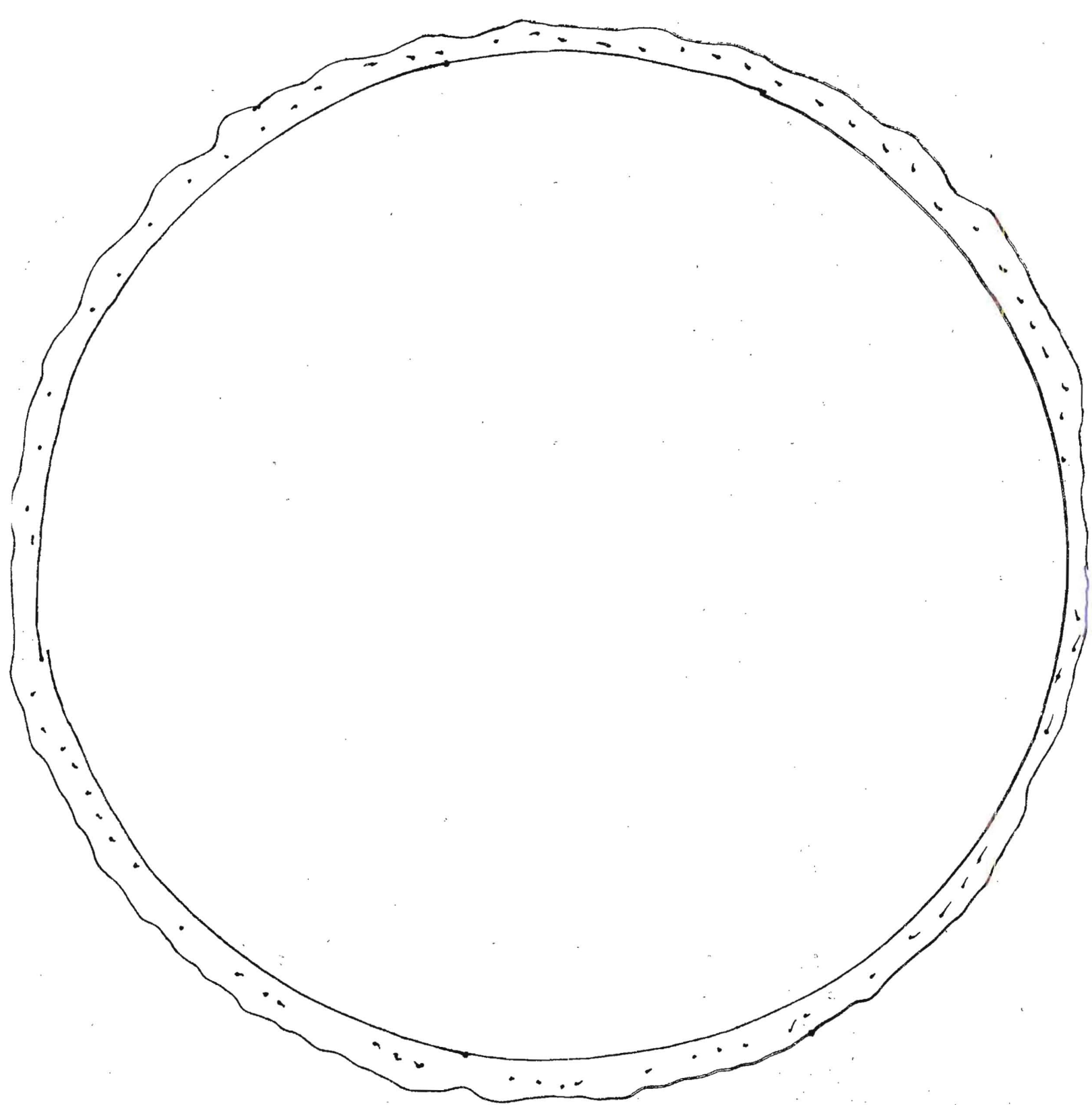


Now follow the directions and CUT the shapes out.
Glue them on the pizza and give a little shout.
I'm pretty special and really smart too.
I know all my shapes! Do you?



Now follow the directions and CUT the shapes out.
Glue them on the pizza and give a little shout.
I'm pretty special and really smart too.
I know all my shapes! Do you?




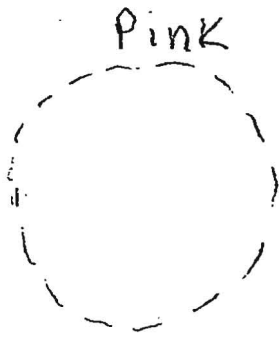


Pizza Pie Shapes

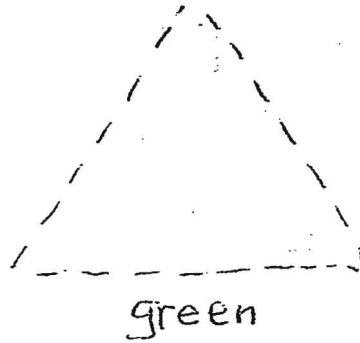

There Was An Old Lady
Who Swallowed A Shape!

COLOR

CUT & GLUE to the Little Old Lady's Pizza.

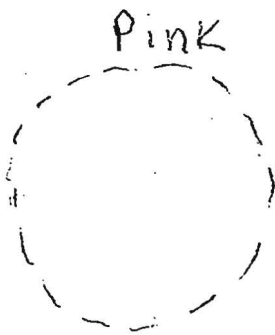


©TeachWithMe.com


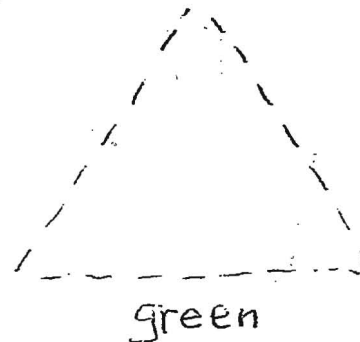


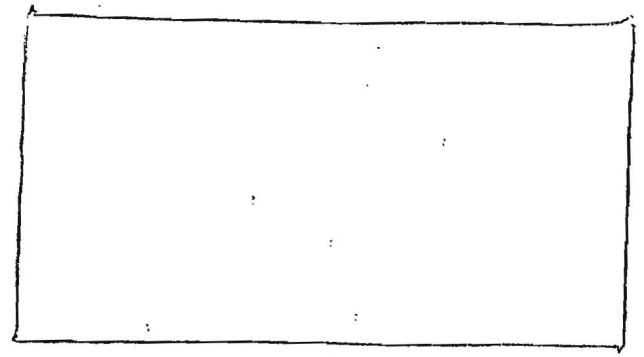
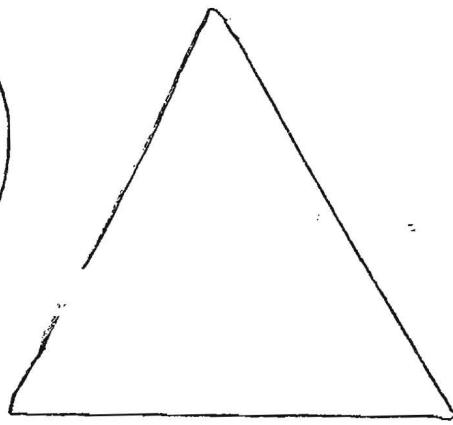

COLOR

CUT & GLUE to the Little Old Lady's Pizza.




©TeachWithMe.com



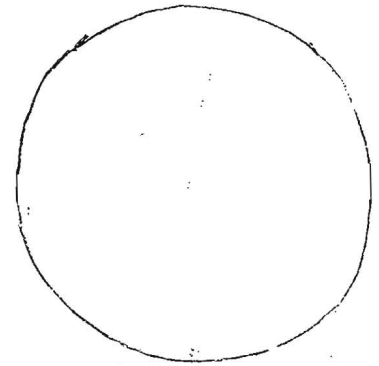



blue


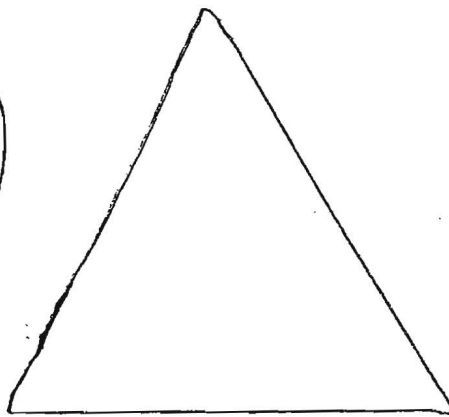

green



red




pink

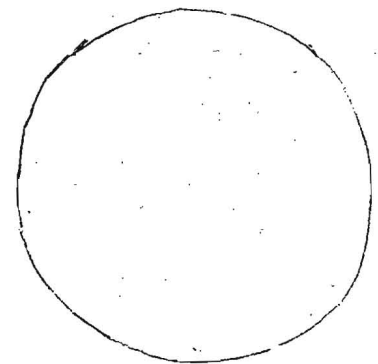



blue

green



red



pink

